


1993 DISK/TREND[®] REPORT

**FLEXIBLE
DISK
DRIVES**



1993 DISK/TREND® REPORT

FLEXIBLE DISK DRIVES

November, 1993

DISK/TREND, Inc.
1925 Landings Drive
Mountain View, California 94043

Telephone: 415/961-6209
Facsimile: 415/969-2560

© Copyright 1993 by DISK/TREND, Inc. All rights reserved. No portion of this report may be reproduced in whole or in part without written permission. All information included is believed to be reliable but cannot be guaranteed to be complete or correct. DISK/TREND is a trademark registered in the United States Patent and Trademark Office.

FOREWORD

This has been a challenging year for manufacturers of flexible disk drives. 1992 saw the largest increase in unit shipments in the industry's history, but prices have continued to drop as fast as ever, and the industry's sales revenues are again on a downward trend. Most Japanese manufacturers have established offshore manufacturing for all high volume floppy drives, leaving only new and specialty products in production in Japan -- and at the same time establishing lower costs, which have made possible even lower prices.

The DISK/TREND Report is now in its seventeenth year, few of which have been as demanding as this one. However, we're ready to try again next year. This year the DISK/TREND Report is being published in four volumes for the first time. A new report on disk drive arrays was released in April, the industry's first market study with complete coverage of the emerging disk drive array business. It was followed in July with the 1993 report on optical disk drives, and the report on rigid disk drives was published in October.

DISK/TREND ON DISK, statistical and specification tables on floppy disks, is again available to subscribers to the DISK/TREND Report. Instructions for using the disks are included at the end of this report.

We are always willing to help you at any time by providing additional information on the industry which we may have available. And, as always, we welcome and appreciate your suggestions for improvements in the DISK/TREND Report.

James N. Porter

Robert H. Katzive

TABLE OF CONTENTS

	Page
INTRODUCTION	SUM-1
SUMMARY	SUM-2
Industry size	SUM-2
Marketing channels	SUM-4
Product mix	SUM-6
Application mix	SUM-14
TECHNICAL REVIEW	SUM-16
Competing technologies	SUM-16
Flexible disk drive enhancements	SUM-22
DEFINITIONS	SUM-27
FLEXIBLE DISK DRIVES, 8 INCH	DT13-1
FLEXIBLE DISK DRIVES, 5.25 INCH	DT14-1
FLEXIBLE DISK DRIVES, MICROFLOPPIES	DT15-1
FLEXIBLE DISK DRIVES, OVER 5 MEGABYTES	DT16-1
DISK DRIVE SPECIFICATIONS	FSPEC-1
MANUFACTURER PROFILES	MFGR-1
DISK/TREND ON DISK	DTDISK-1

LIST OF TABLES

Table	Page
1 CONSOLIDATED WORLDWIDE SHIPMENTS, All Drive Groups, Revenue Summary	SUM-3
2 CONSOLIDATED WORLDWIDE SHIPMENTS, All Drive Groups, Market Class Summary	SUM-5
3 PRODUCT CATEGORY SUMMARY, Worldwide Shipments, All Manufacturers.....	SUM-8
4 PRODUCT CATEGORY SUMMARY, Worldwide Shipments, Manufacturers of Noncaptive Flexible Disk Drives	SUM-10
5 1992 MARKET SHARES Worldwide Flexible Disk Drive Manufacturers.....	SUM-12
6 CURRENT PRODUCT LINES, Flexible Disk Drive Manufacturers.....	SUM-13
7 FLEXIBLE DISK DRIVE APPLICATION SUMMARY, Consolidated Worldwide Shipments	SUM-15
8 FLEXIBLE DISK DRIVES, 8 INCH, Revenue Summary	DT13-5
9 FLEXIBLE DISK DRIVES, 8 INCH, Unit Shipment Summary	DT13-6
10 FLEXIBLE DISK DRIVES, 8 INCH, Drive Height Analysis	DT13-7
11 FLEXIBLE DISK DRIVES, 8 INCH, Application Summary	DT13-8
12 FLEXIBLE DISK DRIVES, 8 INCH, Market Share Summary, Noncaptive Drives.....	DT13-9
13 FLEXIBLE DISK DRIVES, 5.25 INCH, Revenue Summary	DT14-7
14 FLEXIBLE DISK DRIVES, 5.25 INCH, Unit Shipment Summary	DT14-8

LIST OF TABLES (Continued)

Table	Page
15 FLEXIBLE DISK DRIVES, 5.25 INCH, Track Density Analysis	DT14-9
16 FLEXIBLE DISK DRIVES, 5.25 INCH, Application Summary	DT14-10
17 FLEXIBLE DISK DRIVES, 5.25 INCH, Market Share Summary, Noncaptive Drives	DT14-11
18 FLEXIBLE DISK DRIVES, MICROFLOPPIES, Revenue Summary	DT15-11
19 FLEXIBLE DISK DRIVES, MICROFLOPPIES, Unit Shipment Summary	DT15-12
20 FLEXIBLE DISK DRIVES, MICROFLOPPIES, Revenue Breakdown by Disk Diameter	DT15-13
21 FLEXIBLE DISK DRIVES, MICROFLOPPIES, Shipment Breakdown by Disk Diameter	DT15-14
22 FLEXIBLE DISK DRIVES, MICROFLOPPIES, Shipment Breakdown by Drive Height	DT15-15
23 FLEXIBLE DISK DRIVES, MICROFLOPPIES, Shipment Breakdown by Drive Capacity	DT15-16
24 FLEXIBLE DISK DRIVES, MICROFLOPPIES, Application Summary	DT15-17
25 FLEXIBLE DISK DRIVES, MICROFLOPPIES, Market Share Summary, Noncaptive Drives	DT15-18
26 FLEXIBLE DISK DRIVES, OVER 5 MEGABYTES, Revenue Summary	DT16-9
27 FLEXIBLE DISK DRIVES, OVER 5 MEGABYTES, Unit Shipment Summary	DT16-10
28 FLEXIBLE DISK DRIVES, OVER 5 MEGABYTES, Revenue Breakdown by Disk Diameter	DT16-11
29 FLEXIBLE DISK DRIVES, OVER 5 MEGABYTES, Shipment Breakdown by Disk Diameter	DT16-12

LIST OF TABLES (Continued)

Table	Page
30 FLEXIBLE DISK DRIVES, OVER 5 MEGABYTES, Application Summary	DT16-13
31 FLEXIBLE DISK DRIVES, OVER 5 MEGABYTES, Market Share Summary, Noncaptive Drives	DT16-14

LIST OF FIGURES

Figure	Page
1 CHANGING PRODUCT MIX, Consolidated Revenue, Worldwide Flexible Disk Drive Shipments	SUM-7
2 CHANGING PRODUCT MIX, All Manufacturers, Worldwide Flexible Disk Drive Shipments	SUM-9
3 CHANGING PRODUCT MIX, Manufacturers of Noncaptive Drives, Worldwide Flexible Disk Drive Shipments	SUM-11

INTRODUCTION

No format changes this year -- but maybe next year

During recent years, we have made a number of changes in the format of the DISK/TREND Report and in the way products are organized. However, this year's report doesn't have any changes in either format or organization -- but as always the numbers are different, reflecting the rise and fall of individual types of floppy drives. It has normally been our practice to drop coverage of a product group when shipments become insignificant, and that may happen next year with 8 inch floppy drives. The 8 inch floppy has had a twenty year product life, but the total shipments are now very low, with the end currently forecasted for 1994. Depending on the actual 1994 activity level for 8 inch drives, we may drop the separate product section and include only a final summary.

FORMATTED capacities are used in the DISK/TREND Report

Unformatted capacities were used in describing drives in the DISK/TREND Report from the first edition in 1977 until last year when we switched to formatted capacities. In recent years most of the industry has used formatted capacities in describing all disk drives, whether floppy, rigid or optical. So, starting with last year's DISK/TREND Report, formatted capacities have been shown for most flexible disk drives. Formatted capacities are also used in the report's tables and text -- so you will find typical references to 5.25 inch drives with "1.2 megabyte" capacities instead of "1.6 megabytes" and 3.5 inch drives with "1.44 megabyte" capacities instead of "2.0 megabytes".

Please note how prices are reported

Because there are many new users of the DISK/TREND Report each year, it is always helpful to point out that all disk drive sales revenues are reported at the level of the first public sale, at the estimated transaction price, whether the sale occurs at the captive end user, PCM/Reseller, or OEM/Integrator levels. We do not arbitrarily convert sale prices to either the end user or factory level, but report them at the level at which they actually occur.

SUMMARY: FLEXIBLE DISK DRIVES

Industry size

The flexible disk drive industry experienced more growth in shipments during 1992 than in any previous year. 1992 worldwide unit shipments were 59.3 million drives, an increase of 23.4% over 1991, as the surge in personal computer shipments surprised the computer industry. Since floppy drives are universally used with desktop personal computers and with a high proportion of notebook computers, the impact on the floppy drive industry was great. Unfortunately, however, the increased demand was not enough to overcome the industry's continuing trend to lower prices, so the 1992 rate of increase for total revenues was only 7.4%, nudging the total sales revenues to \$2,676,800,000.

Growth in shipments is continuing in 1993, but at a lower rate, reflecting more modest growth in personal computer shipments. The unit shipment total is expected to climb to 64.2 million drives, an increase of 8.3%, while worldwide sales revenues decline 3%, to \$2,594,500,000. Revenues will be impacted on a long term basis by falling average unit prices. The average annual reduction in average unit prices is estimated at 5.2%, dropping the forecasted 1996 sales revenue total to \$2,156,700,000 despite a unit shipment total topping 68.2 million floppy drives.

The relentless reduction in microfloppy drive prices has had the largest impact on overall floppy drive revenues. Microfloppy drives carried an overall average OEM price of \$42 in 1991. By 1992 the microfloppy average OEM price had fallen to \$38, and by 1996 it is projected to be \$26. Average OEM prices for 5.25 inch drives are higher, but have followed a similar pattern of decline. The 5.25 inch drive OEM average price was \$49 in 1992, \$45 in 1993, and is forecasted at \$36 in 1996.

Microfloppy drives, now mostly 3.5 inch models, provided 70.5% of 1992 unit shipments and the microfloppy share for 1996 is expected to increase to 88.3%. The big loser will be 5.25 inch drives, which are expected to slide into a period of continuing decline. 1992's 17.3 million 5.25 inch drives were an all time high in shipments, but the 1996 total is forecasted at only 7.2 million drives, 10.6% of the overall floppy drive total.

TABLE 1
CONSOLIDATED WORLDWIDE REVENUES
ALL EXISTING FLEXIBLE DISK DRIVE GROUPS
REVENUE SUMMARY

	-----DISK DRIVE REVENUES, BY SHIPMENT DESTINATION (\$M)-----									
	1992		-----Forecast-----							
	Revenues		1993		1994		1995		1996	
	U.S.	WW	U.S.	WW	U.S.	WW	U.S.	WW	U.S.	WW
U.S. Manufacturers										
PCM/Reseller	48.5	67.9	52.5	71.9	52.4	78.3	53.8	80.0	43.1	66.2
OEM/Integrator	2.0	2.7	4.5	6.0	6.4	8.3	13.5	17.9	18.1	23.7
TOTAL U.S. NONCAPTIVE	50.5	70.6	57.0	77.9	58.8	86.6	67.3	97.9	61.2	89.9
TOTAL U.S. REVENUES	50.5	70.6	57.0	77.9	58.8	86.6	67.3	97.9	61.2	89.9
Non-U.S. Manufacturers										
Captive	1.0	268.6	20.1	253.0	20.2	251.4	30.2	238.7	43.2	228.9
PCM/Reseller	259.2	391.3	247.3	396.2	225.7	365.8	210.4	345.5	187.5	315.5
OEM/Integrator	899.3	1,946.3	835.7	1,867.4	763.3	1,745.0	730.3	1,641.3	692.0	1,522.4
TOTAL NON-U.S. REVENUES	1,159.5	2,606.2	1,103.1	2,516.6	1,009.2	2,362.2	970.9	2,225.5	922.7	2,066.8
Worldwide Recap										
TOTAL WORLDWIDE REVENUES	1,210.0	2,676.8	1,160.1	2,594.5	1,068.0	2,448.8	1,038.2	2,323.4	983.9	2,156.7

Marketing channels

The number of floppy disk drive manufacturers continues to decline. 21 manufacturers remain active in 1993, down from a total of 26 last year. During the twenty year history of the flexible disk drive industry, the peak number of participating manufacturers was 63 companies, a total reached in 1986.

The floppy drive manufacturers eliminated from this year's list include two from the United States, one from Asia and two from South America. The companies which dropped off the list had very small floppy drive shipments during recent years and were not able to compete efficiently as total shipment levels increased and prices dropped. The remaining floppy drive manufacturers include only two U.S. companies, both producers of high capacity drives, plus 19 Asian companies, including the Japanese firms which dominate the mainstream floppy drive markets.

Floppy drive sales revenues for captive drive manufacturers continue to decline, as shipment leadership in both desktop and portable personal computers continually includes more manufacturers which do not produce floppy drives. Worldwide revenues in the PCM/Reseller channel are also expected to enter a pattern of annual declines in 1994. Each year, fewer floppy drives are required to provide media interchange capability with older personal computers, and most PCs now sold in the market include the newer floppy drive configurations, mostly 1.44 megabyte 3.5 inch models, already installed at the factory.

Total unit shipments for noncaptive floppy drives, including shipments in the OEM/Integrator channel, will continue to experience substantial growth through 1996, but revenues for drives sold in the OEM/Integrator channel are expected to decline at an annual average of 5.6% starting in 1993. Average selling prices in the OEM/Integrator channel are declining faster than the unit shipments are increasing, forcing a decline in total sales revenue.

An understanding of the relative price levels of captive, PCM/Reseller and OEM/Integrator drives is important in interpreting DISK/TREND revenue statistics. The price used for each drive is the estimated value at the first time it is sold to a nonaffiliated buyer, at captive end user, PCM/Reseller or OEM/Integrator levels. In the flexible disk drive industry captive unit shipments are a relatively small part of the total, and the captive revenue total is smaller than that for other channels.

TABLE 2
 CONSOLIDATED WORLDWIDE REVENUES
 ALL EXISTING FLEXIBLE DISK DRIVE GROUPS
 MARKET CLASS REVIEW
 REVENUE SUMMARY

WORLDWIDE REVENUES BY MANUFACTURER TYPE	-----1992-----		-----1993-----		-----1994-----		-----Forecast-----		-----1996-----	
	-----Revenues-----									
	\$M	%	\$M	%	\$M	%	\$M	%	\$M	%
U.S. Manufacturers										
PCM/Reseller	67.9	2.5%	71.9	2.7%	78.3	3.1%	80.0	3.4%	66.2	3.0%
	-1.0%		+5.9%		+8.9%		+2.2%		-17.2%	
OEM/Integrator	2.7	.1%	6.0	.2%	8.3	.3%	17.9	.7%	23.7	1.0%
	-32.5%		+122.2%		+38.3%		+115.7%		+32.4%	
Total U.S. Manufacturers	70.6	2.6%	77.9	2.9%	86.6	3.4%	97.9	4.1%	89.9	4.0%
	-2.8%		+10.3%		+11.2%		+13.0%		-8.2%	
Non-U.S. Manufacturers										
Captive	268.6	10.0%	253.0	9.7%	251.4	10.2%	238.7	10.2%	228.9	10.6%
	-34.2%		-5.8%		-.6%		-5.1%		-4.1%	
PCM/Reseller	391.3	14.6%	396.2	15.2%	365.8	14.9%	345.5	14.8%	315.5	14.6%
	+23.9%		+1.3%		-7.7%		-5.5%		-8.7%	
OEM/Integrator	1,946.3	72.8%	1,867.4	72.2%	1,745.0	71.5%	1,641.3	70.9%	1,522.4	70.8%
	+14.8%		-4.1%		-6.6%		-5.9%		-7.2%	
Total Non-U.S. Manufacturers	2,606.2	97.4%	2,516.6	97.1%	2,362.2	96.6%	2,225.5	95.9%	2,066.8	96.0%
	+7.8%		-3.4%		-6.1%		-5.8%		-7.1%	
Worldwide Recap										
Captive	268.6	10.0%	253.0	9.8%	251.4	10.3%	238.7	10.3%	228.9	10.6%
	-34.2%		-5.8%		-.6%		-5.1%		-4.1%	
PCM/Reseller	459.2	17.2%	468.1	18.0%	444.1	18.1%	425.5	18.3%	381.7	17.7%
	+19.5%		+1.9%		-5.1%		-4.2%		-10.3%	
OEM/Integrator	1,949.0	72.8%	1,873.4	72.2%	1,753.3	71.6%	1,659.2	71.4%	1,546.1	71.7%
	+14.7%		-3.9%		-6.4%		-5.4%		-6.8%	
Total All Manufacturers	2,676.8	100.0%	2,594.5	100.0%	2,448.8	100.0%	2,323.4	100.0%	2,156.7	100.0%
	+7.4%		-3.1%		-5.6%		-5.1%		-7.2%	

Note: Percentage figures with plus/minus signs refer to year-to-year growth rates.

Product mix

Microfloppy drives experienced the largest increase in shipments in their history during 1992, due to the unexpected strength in personal computer shipments, boosted by lower prices, faster processors and improved software. Microfloppy worldwide 1992 unit shipments were 41,790,000 drives, up 27.3% over the previous year. 1993 shipments are expected to increase 13.8%, to 47.6 million drives, and continuing growth in personal computers and other applications is expected to drive the 1996 total to 60.2 million microfloppy drives. The average annual increase in unit shipments for microfloppy drives during the 1994-96 period is 8.1%, but continuing downward pressure on average unit prices will hold industry's sales revenues for microfloppy drives to approximately the same level as the 1992-93 period.

5.25 inch floppy drives also enjoyed the highest shipments in their history in 1992, but it now seems clear that 5.25 inch drives will finally enter the period of decline long expected by the industry. 1992's 17.3 million drives represented an increase of 15.1% over the previous year, but the 1996 shipment total is forecasted at 7.2 million drives, down an average of 18.7% in the 1993-96 period. The only reason for the perseverance of the 5.25 inch floppy format is the continuing need of business personal computer users to interchange diskettes between new PC models, which almost always are equipped with 3.5 inch floppy drives, and older personal computers equipped with 5.25 inch drives.

The 134,100 high capacity floppy drives shipped in 1992 were only slightly below the previous forecast, but the outlook for succeeding years is considerably below previous expectations. 3.5 inch drives have experienced only moderate success in developing major market opportunities, with sales limited to workstation system manufacturers and aftermarket add-on sales for personal computer and workstation applications. Personal computer manufacturers have been reluctant to use high capacity 3.5 inch floppy drives as long as prices are several times higher than conventional floppy drives. Although prices are expected to decline further, the differential between the two types of floppy drives will remain large. Shipments of 5.25 inch Bernoulli drives are expected to maintain modest growth through 1995. Overall shipments of high capacity floppy drives are forecasted at 712,000 units in 1996, an annual average increase of 53.2% in the 1993-96 period.

Figure 1

CHANGING PRODUCT MIX

Worldwide Flexible Disk Drive Revenue

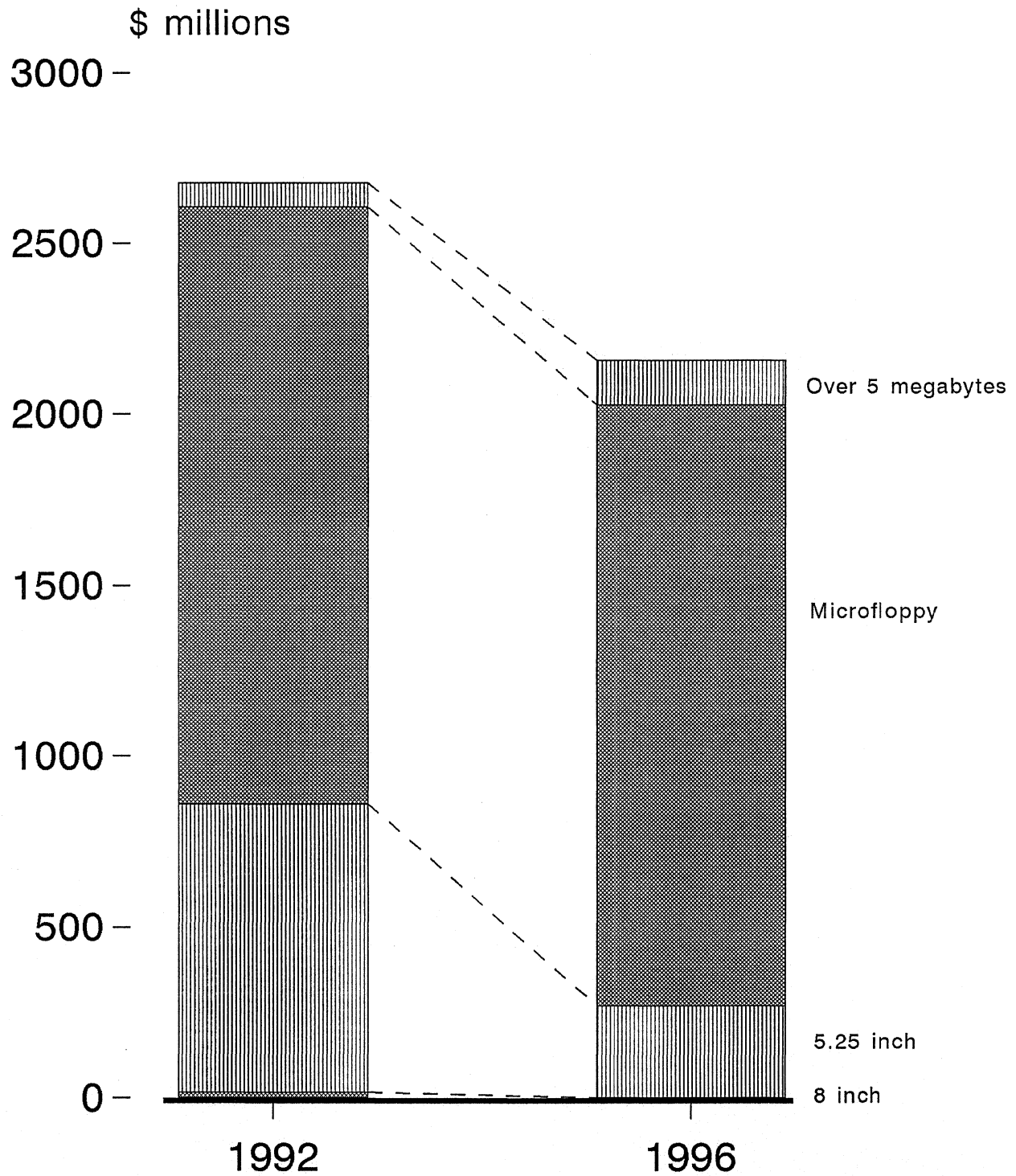


TABLE 3
WORLDWIDE SHIPMENTS
PRODUCT CATEGORY SUMMARY
ALL MANUFACTURERS

Units: Thousands Dollars: \$ Million	-----1992-----		-----1993-----		-----1994-----		-----Forecast-----		-----1996-----	
	Shipments	%	Ship	%	Ship	%	Ship	%	Ship	%
8 INCH DRIVES										
Units	51.6	-32.1	36.2	-29.8	19.0	-47.5	--	--	--	--
\$M	16.2	-35.9	10.7	-33.9	5.1	-52.3	--	--	--	--
5.25 INCH DRIVES										
Units	17,290.7	+15.1	16,423.0	-5.0	14,470.0	-11.8	11,260.0	-22.1	7,210.0	-35.9
\$M	843.0	-.7	736.1	-12.6	604.8	-17.8	442.6	-26.8	269.6	-39.0
MICROFLOPPY DRIVES										
Units	41,790.0	+27.3	47,589.0	+13.8	51,818.0	+8.8	55,980.0	+8.0	60,225.0	+7.5
\$M	1,746.8	+13.1	1,765.5	+1.0	1,737.9	-1.5	1,756.3	+1.0	1,755.9	--
DRIVES OVER 5 MEGABYTES										
Units	134.1	+34.5	192.0	+43.1	359.0	+86.9	555.0	+54.5	712.0	+28.2
\$M	70.8	-2.8	82.2	+16.1	101.0	+22.8	124.5	+23.2	131.2	+5.3
TOTAL ALL DRIVES										
Units	59,266.4	+23.4	64,240.2	+8.3	66,666.0	+3.7	67,795.0	+1.6	68,147.0	+1.5
\$M	2,676.8	+7.4	2,594.5	-3.0	2,448.8	-5.6	2,323.4	-5.1	2,156.7	-7.1

Note: Percentage figures refer to year-to-year growth rates.

Figure 2

CHANGING PRODUCT MIX

Worldwide Flexible Disk Drive Shipments
All Manufacturers

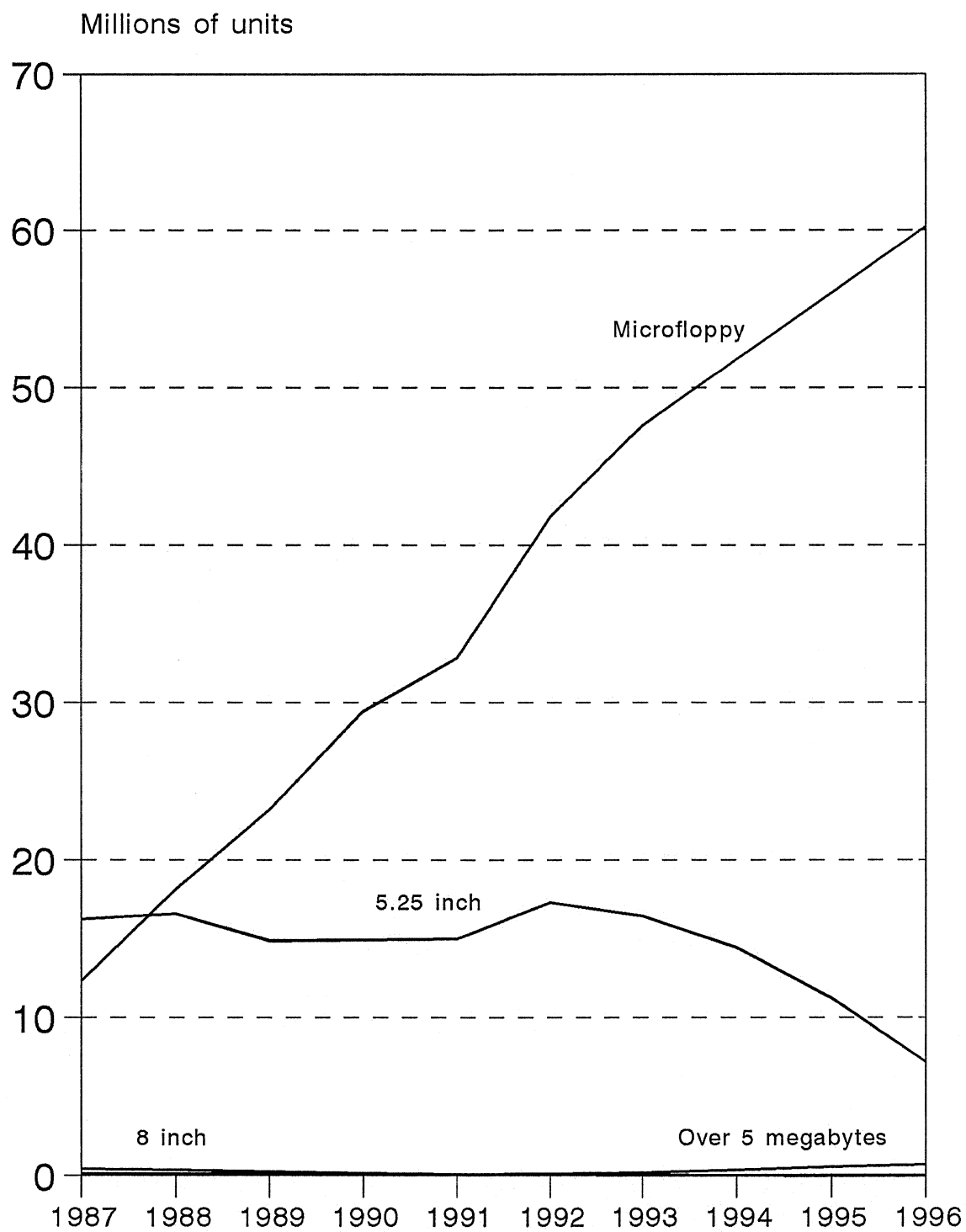


TABLE 4
WORLDWIDE SHIPMENTS
PRODUCT CATEGORY SUMMARY
MANUFACTURERS OF NON-CAPTIVE DRIVES

Units: Thousands Dollars: \$ Million	-----1992-----		-----1993-----		-----1994-----		-----Forecast-----		-----1996-----	
	Shipments	%	Ship	%	Ship	%	Ship	%	Ship	%
8 INCH DRIVES										
Units	34.4	-29.7	25.2	-26.7	15.0	-40.4	--	--	--	--
\$M	8.4	-37.3	6.0	-28.5	3.5	-41.6	--	--	--	--
5.25 INCH DRIVES										
Units	16,798.7	+18.4	16,048.0	-4.4	14,190.0	-11.5	11,075.0	-21.9	7,130.0	-35.6
\$M	766.8	+11.5	679.8	-11.3	566.4	-16.6	418.2	-26.1	259.4	-37.9
MICROFLOPPY DRIVES										
Units	40,277.0	+30.1	45,849.0	+13.8	49,965.0	+8.9	54,005.0	+8.0	58,160.0	+7.6
\$M	1,562.3	+19.2	1,573.5	+7	1,533.7	-2.5	1,552.9	+1.2	1,555.9	+1
DRIVES OVER 5 MEGABYTES										
Units	134.0	+34.8	192.0	+43.2	344.0	+79.1	530.0	+54.0	662.0	+24.9
\$M	70.7	-2.6	82.2	+16.2	93.8	+14.1	113.6	+21.1	112.5	-9
TOTAL ALL DRIVES										
Units	57,244.1	+26.4	62,114.2	+8.5	64,514.0	+3.8	65,610.0	+1.6	65,952.0	+1.5
\$M	2,408.2	+15.6	2,341.5	-2.7	2,197.4	-6.1	2,084.7	-5.1	1,927.8	-7.5

Note: Percentage figures refer to year-to-year growth rates.

Figure 3

CHANGING PRODUCT MIX

Noncaptive Flexible Disk Drive Shipments
All Manufacturers

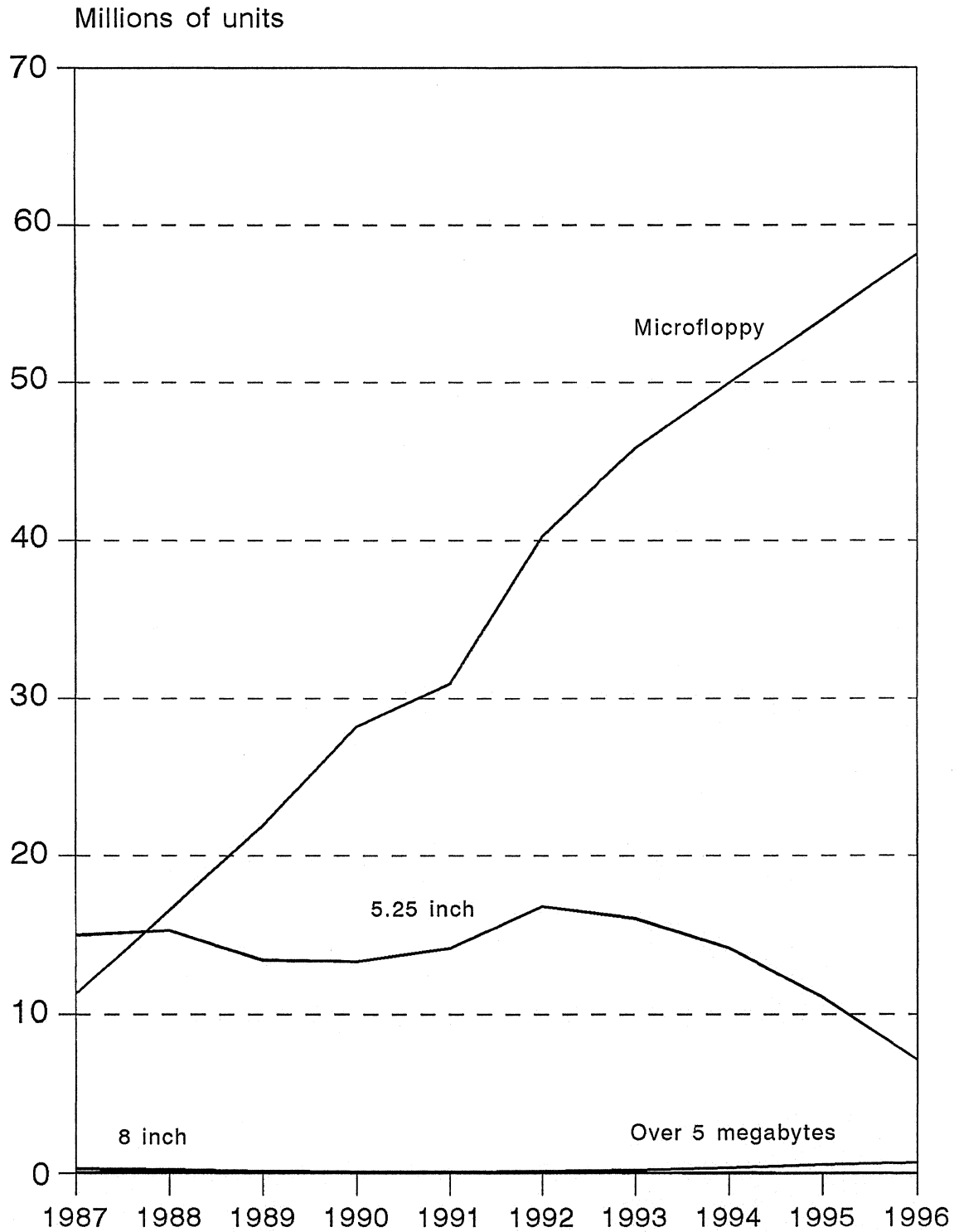


TABLE 5
1992 ESTIMATED MARKET SHARES
WORLDWIDE REVENUES OF ALL FLEXIBLE MAGNETIC DISK DRIVES
(Value of non-U.S. currencies estimated at average 1992 rates)

	CAPTIVE		PCM/RESELLER		OEM/INTEGRATOR		TOTAL INDUSTRY	
	\$M	%	\$M	%	\$M	%	\$M	%
U.S. MANUFACTURERS								
Iomega	--	--	63.9	13.9	2.6	.1	66.5	2.5
Other U.S.	--	--	4.0	.9	.1	--	4.1	.2
U.S. Total	--	--	67.9	14.8	2.7	.1	70.6	2.6
NON-U.S. MANUFACTURERS								
Alps Electric	--	--	17.3	3.8	86.8	4.5	104.1	3.9
Canon	--	--	--	--	60.1	3.1	60.1	2.2
Chinon	--	--	33.8	7.4	139.7	7.2	173.5	6.5
Citizen	--	--	--	--	145.7	7.5	145.7	5.4
Matsushita Communication Ind.	--	--	7.9	1.7	221.3	11.4	229.2	8.6
Matsushita Electronic Components	--	--	--	--	53.7	2.8	53.7	2.0
Mitsubishi Electric	5.2	1.9	22.4	4.9	96.7	5.0	124.3	4.6
Mitsumi Electric	--	--	21.7	4.7	235.9	12.1	257.6	9.6
NEC	232.2	86.4	--	--	45.6	2.3	277.8	10.4
Samsung Electronics	25.0	9.3	10.2	2.2	14.9	.8	50.1	1.9
Seiko Epson	2.4	.9	76.9	16.7	95.6	4.9	174.9	6.5
Sony	.5	.2	3.4	.7	277.4	14.2	281.3	10.5
Teac	--	--	74.4	16.2	344.5	17.7	418.9	15.6
Toshiba	--	--	27.7	6.0	25.5	1.3	53.2	2.0
Y-E Data	--	--	59.7	13.0	94.7	4.9	154.4	5.8
Other Non-U.S.	3.3	1.2	35.9	7.8	8.2	.4	47.4	1.8
Non-U.S. Total	268.6	100.0	391.3	85.2	1,946.3	99.9	2,606.2	97.4
WORLDWIDE TOTAL	268.6	100.0	459.2	100.0	1,949.0	100.0	2,676.8	100.0

TABLE 6

Codes: C = Captive
P = PCM
O = OEM

CURRENT PRODUCT LINES
MANUFACTURERS OF FLEXIBLE DISK DRIVES

Codes:

Capacity	8"	5.25"	MICRO
<=.5 MB =	.5	.5	.5
.6 MB =	.6		
.7 MB =		.7	.7
1.2 MB =	1.2	1.2	1.2
1.4 MB =			1.4
2.4 MB =		2.4	
2.88 MB =			2.88

High

Formatted capacities shown for all drives

Capacity= 5:(MB) 3:(MB)

DISK/TREND PRODUCT GROUP:		13	14	15	16 HIGH CAPACITY
U.S. MANUFACTURERS (2)	TYPE	8 INCH	5.25 INCH	MICRO FLOPPIES	>5 MB
Insite Peripherals	O				3:21
Iomega	P,O				3:20,5:21/44/90/150
ASIAN MANUFACTURERS (19)					
Alps Electric	O			.7/1.2/1.4/2.88	
Brother	C,O			.5	
Canon	O		.7/1.2	.7/1.2/1.4	
Chinon	O		.5/.7/1.2	.5/.7/1.4/2.88	
Citizen	O			.7/1.2/1.4/2.88	
Ergo	C,O			.7/1.4	
Hyundai	C,O			.7/1.4/2.88	
Matsushita Communication Indust.	O	.6/1.2	.5/.6/.7/1.2	.7/1.2/1.4/2.88	
Matsushita Electronic Components	O			.7/1.2/1.4	
Mitsubishi Electric	O		.7/1.2	.7/1.2/1.4/2.88	
Mitsumi Electric	O		.7/1.2	.7/1.2/1.4/2.88	
NEC	C,O	.6/1.2	.7/1.2	.7/1.2/1.4	3:10/21
Safronic	O		.5/1.2	.7/1.4	
Samsung Electronics	C,O		.7/1.2	.7/1.4/2.88	
Seiko Epson	O		.7/1.2	.7/1.2/1.4/2.88	
Sony	C,O			.7/1.4/2.88	
Teac	O		.5/.7/1.2	.7/1.2/1.4/2.88	
Toshiba	O		.7/1.2	.7/1.4/2.88	
Y-E Data	O	.6/1.2	.7/1.2/2.4	.7/1.2/1.4/2.88	3:20

Application mix

The personal computer market consumed 90.9% of all floppy drives shipped in 1992. As personal computers have expanded the range of applications served, new computer markets have been created. Personal computers have taken over a significant share of the functions previously served by dedicated application systems, as well as those of minicomputers and mainframes. Personal computers are expected to utilize 84.9% of 1996 floppy drive shipments, down slightly in share of total shipments, due to an expected higher rate of increase for consumer and hobby computers.

Microfloppy drives provided 70.5% of all floppy drive shipments in 1992, and they dominated all of the application areas. 37.9 million microfloppy drives were utilized in personal computer applications in 1992, and the 1996 total is expected to grow to 50.5 million drives. 5.25 inch drives have also maintained large shipments in personal computer applications because of the demand by personal computer end users for media interchange capability between floppy drive formats of different sizes. A very high percentage of the 5.25 inch drives were installed in systems which also use microfloppy drives, to facilitate exchange of diskettes between business users and between home and office computers. However, 1992 was apparently the shipment peak for 5.25 inch floppy drives, and the number of 5.25 inch drives used in new personal computer shipments is expected to drop from 1992's 15.8 million to 6.8 million in 1996.

Consumer and hobby computers are expected to consume an increasing share of total floppy drive shipments in 1996, growing from 2.1% in 1992 to 9.8% in 1996. Almost all of the 1996 total of 6.6 million drives will be microfloppies. Consumer and hobby computers will use an estimated 11% of all microfloppy drive shipments in 1996.

The proportion of floppy disk drives used in dedicated office systems continues to slide, as personal computers displace many specialized systems in both office and nonoffice environments. In 1996 the share of total floppy drive shipments used with dedicated office systems is expected to be down to 3.5%. All of the other floppy drive applications are relatively minor, and none is expected to increase its portion of total shipments through 1996.

TABLE 7
FLEXIBLE DISK DRIVE APPLICATIONS SUMMARY
CONSOLIDATED WORLDWIDE SHIPMENTS

	-----1992 Estimate-----					-----1996 Projection-----				
	All FDD	8" All Types	5.25" All Types	Micro Floppy	Over 5 MB	All FDD	8" All Types	5.25" All Types	Micro Floppy	Over 5 MB
MAINFRAME/SUPERMINI										
General purpose										
Units (000)	21.8	21.8	--	--	--	--	--	--	--	--
Share %	--	42.3%	--	--	--	--	--	--	--	--
MINICOMPUTERS AND										
MULTIPLE USER MICROS										
Including networks										
Units (000)	701.4	6.5	283.6	405.4	5.9	546.6	--	57.7	481.8	7.1
Share %	1.2%	12.5%	1.6%	1.0%	4.4%	.8%	--	.8%	.8%	1.0%
PERSONAL COMPUTERS										
Single user										
Units (000)	53,893.0	15.5	15,779.4	37,982.9	115.2	57,886.4	--	6,755.8	50,468.4	662.2
Share %	90.9%	30.1%	91.4%	90.9%	85.9%	84.9%	--	93.7%	83.8%	93.0%
OFFICE SYSTEMS										
AND WORKSTATIONS										
Dedicated application										
Units (000)	2,675.5	3.8	854.2	1,813.7	3.8	2,414.3	--	302.8	2,107.9	3.6
Share %	4.5%	7.3%	4.9%	4.3%	2.8%	3.5%	--	4.2%	3.5%	.5%
NON-OFFICE SYSTEMS										
AND WORKSTATIONS										
Dedicated application										
Units (000)	481.8	4.0	117.6	351.0	9.2	415.1	--	28.8	361.4	24.9
Share %	.8%	7.8%	.7%	.8%	6.9%	.6%	--	.4%	.6%	3.5%
CONSUMER AND										
HOBBY COMPUTERS										
Units (000)	1,259.7	--	231.7	1,028.0	--	6,696.7	--	57.7	6,624.8	14.2
Share %	2.1%	--	1.3%	2.5%	--	9.8%	--	.8%	11.0%	2.0%
OTHER										
APPLICATIONS										
Units (000)	233.2	--	24.2	209.0	--	187.9	--	7.2	180.7	--
Share %	.4%	--	.1%	.5%	--	.3%	--	.1%	.3%	--
TOTAL, ALL										
APPLICATIONS										
Units (000)	59,266.4	51.6	17,290.7	41,790.0	134.1	68,147.0	--	7,210.0	60,225.0	712.0
Share %	100.0%	100.0%	100.0%	100.0%	100.0%	100.0%	--	100.0%	100.0%	100.0%

TECHNICAL REVIEW

Competing technologies

While unit shipments of floppy drives are increasing in 1993, the year has seen little significant change in floppy drive technology. The 12.7 millimeter high drives now available from several manufacturers are finding increasing usage in notebook computers, but 1" high 3.5 inch drives are still the standard for desktop computers. 2.88 megabyte 3.5 inch drives are still used mostly by IBM on PS/2 personal computers, with limited market response outside of IBM. The only current move to establish a change in floppy disk technology is the renewed Japanese initiative in metal powder media for 20 megabyte 3.5 inch drives, intended to challenge the "floptical" technology introduced earlier.

Although the pace of floppy drive development has slowed, other technologies attempting to compete with floppy drives as a universal distribution medium remain either too slow, too expensive, or are not standardized for universal data interchange. Flexible disk drives have succeeded because they offer low cost, random access, interchange standards and media removability. Any competing technology must offer significant improvements at a competitive price.

Flexible disk drives will continue to evolve. Ever-smaller form factors, higher capacities, more effective designs and lower cost manufacturing methods sustain floppy drive cost-effectiveness against competitive data storage technologies. Consequently, alternate technologies find only limited success in breaking into floppies' established markets, although some displacement of floppy drives is occurring in notebook and hand-held computers where there is insufficient space or power for floppy drives.

A few alternative storage technologies briefly reviewed below have the potential to challenge flexible disk drives in selected markets:

- * Small rigid disk drives: Rapid growth of small Winchester drives has displaced large quantities of floppy drives which otherwise would have been sold, but availability of these rigid disk drives has also served to increase the size of the total market for small computer systems, and boost the market for floppy drives. For most systems using small fixed disk drives, a companion removable media recording device is necessary to provide for software distribution, save/restore of programs and files,

and backup to protect against hardware, software or operator failure. Most of the time, that removable device is a floppy disk drive. With the 1987 arrival of 3.5 inch floppy drives in IBM desktop personal computers, many organizations have had to increase the total number of floppy drives owned in order to maintain a universal data interchange capability among their PC populations. However, with 3.5 inch floppy drives now almost universally available on systems, the need for 5.25 inch drives is declining.

Today's rigid disk challenge to flexible disk drives is most effectively presented by both disk cartridge drives and small removable fixed disk drives. Small disk cartridge drives, some with capacities as high as 105 megabytes, offer one of the best ways to accomplish fast save/restore of files. They also have access times fast enough to be satisfactory as basic system disks, in lieu of fixed Winchester drives. However, drive and media costs are expensive compared to standard low end flexible drives. Furthermore, 5.25 inch removable cartridge drives have not been able to compete in form factor with low profile floppy drives, although SyQuest's 3.5 and 1.8 inch cartridge drives are more competitive in this respect, and the OEM price of the 1.8 inch SyQuest drive competes well against that of high capacity floppy drives. Specialized products, such as the Iomega Bernoulli disk drives, now with capacities up to 150 megabytes, provide competition for rigid disk drives, supplying performance, removability and high capacity.

- * Semiconductor memory: The price of semiconductor memory is inexorably declining. The factory level cost per megabyte is expected to be in the range of one dollar by the late nineties for DRAMs and flash memory and about two dollars per megabyte for SRAMs. By comparison, standard low end floppy disk media is expected to cost about twenty cents per megabyte in the same period. However, for semiconductor memory to continue to advance as expected, difficult problems in manufacturing technology must be overcome -- especially those concerned with producing narrower line widths. The rate of development will slow down as the plant and equipment costs increase and lead times for advanced manufacturing and production equipment become significantly longer.

Semiconductor DRAM memory is too expensive to compete directly with floppy disk drives. Furthermore, the EEPROM or battery-backed SRAM chips required to preserve data during power off periods cost even more, nor is it certain that they will be available in the high densities anticipated for future DRAMs. Ferroelectric memory shows some promise of being a significant future competitor due to its inherent nonvolatility and a production process similar to that of the well understood CMOS, but is unlikely to be a significant competitor until after 1995.

Flash memory, a form of electrically alterable nonvolatile memory, is a possible alternative to floppy disk drives in cases where high performance, low power drain, or resistance to shock and vibration is more important

than low cost. As of mid-1993, flash memory OEM prices are still being quoted in the range of \$30 to \$50 per megabyte, and are projected by semiconductor manufacturers to decrease to the \$10 per megabyte range by mid-decade. These price levels may provide an acceptable comparison to floppy drive prices for a minority of users, provided that not more than a few pieces of semiconductor "media" are required during the life-time of the system.

Flash memory chips can be configured as additional system memory or organized to mimic the file structure of a disk drive. Packaging is typically on a credit card sized plug-in card. Card capacity now ranges from .25 to 40 megabytes, and 80 megabyte cards are anticipated soon. Packaging and the system interface for flash memory and other semiconductor memory cards have been standardized through the joint efforts of PCMCIA (Personal Computer Memory Card International Association) and JEIDA (Japan Electronic Industry Development Association). PCMCIA, founded in 1989, claims over 300 members representing semiconductor, connector, component and system manufacturers.

There are a number of different technologies for implementing flash memory, some of which have characteristics that will limit acceptability to system manufacturers, such as 12 volt operation. Operation on a single 5 volt power supply is highly desirable, and operation from a 3 volt supply is increasingly important for low power systems with limited battery life. All flash memory is subject to a lifetime limitation ranging from 10,000 to 1,000,000 write/erase cycles per memory cell, depending upon the fabrication technology used. Not all bytes degrade at the same rate, so "bad track" detection methods can be used to extend chip operating life. For applications where use is read-only or read-mostly, flash memory has acceptable longevity.

While flash memory offers very fast read performance and read data transfer rates, write performance is limited by the need to erase blocks of bytes before new data can be written and can be as much as 50-100 times slower. However, because power demand is low and power up time is fast, flash memories are attractive to manufacturers of notebook and subnotebook systems where battery life is limited and resistance to mechanical shock and vibration is necessary.

Semiconductor memory can compete effectively with floppy drives in a limited number of applications requiring very small system size, low power, specialized functionality or ruggedness, but will not be a near-term significant competitor in general purpose systems because of the relatively high price of the removable semiconductor assembly compared to floppy disk media.

- * Erasable optical disks: The possibility for inroads into the market for flexible high capacity floppy disk drives exists with reversible optical disk systems. Low-end erasable optical drives offer higher capacities than

flexible disk drives and average access times equivalent to those offered by some of today's small magnetic rigid disk drives. However, inferior performance and high relative cost compared to rigid magnetic disk drives has kept production levels low and limited markets to niche applications until technology improves and increasing volume lowers costs. 3.5 incherasable optical drives have capacity substantially above the ranges likely to be reached by flexible disk drives, so there will be little reason for direct competition. Due to optical disk drive complexity and the thickness of optical disk cartridges, optical drives will have great difficulty in matching the 1/2 inch to one inch high form factors which dominate the 3.5 inch floppy drives used in most applications. The thinnest 3.5 inch optical drives were at the 1 inch height level as of mid-1993.

Because they have track densities exceeding 15,000 tracks per inch, optical drives are capable of higher areal densities than magnetic recording techniques now in use. Capacity of 5.25 inch drives is now almost 1 gigabyte per disk side, while 12 inch drives offer up to 5 gigabytes per side. The drives are used in optical library based storage systems accessing large numbers of optical disks under system control.

Drive and media costs for erasable optical storage are far above the costs of conventional floppy technology, and it is unlikely that floppy drives will be impacted soon. For example, the prices of 3.5 inch M-O drives are still above \$500 at the OEM level. However, competition between sub-3.5 inch optical drives and very high-end floppy drives may eventually occur. Sony's audio 2.5 inch M-O drive will appear in 1994 in the form of a 140 megabyte computer peripheral at a competitive price obtained by leveraging from the anticipated large production volume of audio products. Small optical drive prices may someday approach high capacity floppy drive prices, as floppy drive capacity increases above 20 megabytes, although floppy media will remain less expensive than optical media. Both products will compete against tape drives for save/restore applications in small systems and personal computers and will be appropriate for program and data interchange for more powerful personal computers and network servers.

- * Nonreversible optical disks: The first optical disk recording systems to enter the market were "nonreversible" or "write-once" systems. Write-once 5.25 inch and 12 inch drives are being shipped in modest quantities, and CD format writable disk drives in 4.72 inch half high form factor are being shipped in small numbers, but at high cost, with the least expensive expected to remain above \$2,000 OEM price in 1994. Over the longer term, these drives are expected to have OEM price levels in the \$300-500 range in the second half of the decade.

High cost, high capacity, and write-once related system complexities mean that there will be no impact by write-once disks on floppy drives used in their traditional roles. Even the highest capacity floppy drives

using conventional technologies will not compete with write-once drives, since the product characteristics and applications are mutually exclusive.

- * Read-only optical disks: The read-only optical disk category is dominated by the CD-ROM. Storage capacities of 550 to 650 megabytes are typical of these products. CD-ROM technology borrows heavily from the designs of the 4.72 inch CD audio players now in volume production, resulting in relatively low manufacturing costs, but also low performance. CD-ROM acceptance benefits from industry agreement on the CD standards developed jointly by Sony and Philips and the format standard developed by the High Sierra group. 3.15 inch CD-ROM drives were introduced by Sony in 1990, but have not been widely accepted.

Most read-only optical drives are essentially part of a data distribution system and will be used with small systems to provide personal access to large amounts of information. They are expected to have no impact on the floppy drive's role in providing backup capabilities for small systems but will have a modest impact on the use of floppy disk drives for distribution of software for personal computers and other small systems. Even where CD-ROM appears as a system peripheral device, floppy disk drives continue to be required, because only selected software will be distributed on CD-ROM for some years to come. However, software requiring 20 megabytes or more will be increasingly distributed on CD-ROM as the population of CD-ROM drives grows, because CD-ROM replication costs of one to two dollars compare well with floppy media and duplication costs where multiple disks are required.

- * Tape drives: Tape cartridge drives were available before most of today's floppy drives, but shipments of these drives have never approached those for floppies. The reasons lie in the inability of tape drives to offer fast direct access to individual data records, generally higher prices for the tape drives and media, and until recent years, a lack of industry-wide standards for interfaces and media interchange. Media unit costs are substantially above those for floppy disk media, though lower on a cost per megabyte basis.
- * Rigid disk drive capacities used with most desktop personal computer systems are now well above 100 megabytes, and functional requirements for a removable media backup device cannot be met conveniently by today's mainstream flexible disk drives. Floppies' comparatively limited capacity is usually adequate for applications with which the typical file is also small, such as with word processing systems and home computers. But if files are typically large, if a data base management system is used, or if it is necessary to back up an entire rigid disk for protection at the end of each day, most of today's floppies are not the best answer. The 20 megabyte 3.5 inch high floppies developed by Insite Peripherals, NEC and others have so far been able to develop only niche markets because of costs several times higher than standard floppy drives. Due to the com-

pletely different capacity ranges offered by floppy drives and tape drives, the two types of recording devices are normally used for completely different applications.

- * Data communications: The growing shipments of notebook computers have created a new challenge for floppy drives. Many drive manufacturers, starting with Teac, now offer 3.5 inch floppy drives only 1/2 inch high, with growing sales in the notebook computer market, but the continuing movement to even smaller portable systems is prompting many notebook computer manufacturers to eliminate floppy drives completely in order to conserve space and weight. It is not yet clear how many users of the new "subnotebook" computers, typically less than four pounds, will insist on having the convenience of a floppy drive for interchange with other personal computers, or will be willing to forego having a floppy, and use other methods of transferring files such as networks, direct cable connection to desktop PCs, infrared communications, wireless links, etc.

Flexible disk drive enhancements

Through 1976, IBM led the way in introducing new floppy disk drive technology, but after IBM's 1976 introduction of the two sided 8 inch drive, leadership shifted to Shugart Associates and its successors in the 5.25 inch segment of the market. By the late 1970s, Shugart Associates had shrunk IBM's original technology down to the 5.25 inch format, executing one of the most influential re-packaging jobs of all time. However, the computer industry wanted still smaller floppy drives for the emerging personal computer market, and several drives in the 3 to 4 inch range appeared in the early 1980s. After a few years of jockeying for position, the Sony 3.5 inch format achieved a consensus, and by 1989 industry shipments of 3.5 inch drives exceeded 5.25 inch shipments.

The floppy formats which have created the most impact in recent years are the Nippon Telephone & Telegraph 1.2 megabyte version of the 5.25 inch drive, the Sony 3.5 inch, 1.44 megabyte microfloppy, and, most recently, the 2.88 megabyte 3.5 inch drive pioneered by Toshiba. Without IBM's leadership, the industry took years to reach a consensus on these formats, while passing others by. And after all the confusion, IBM finally endorsed both the 1.2 megabyte 5.25 inch and the 3.5 inch (including the 1.44 megabyte version) formats through product introductions. The 2.88 megabyte version first appeared in an IBM system in 1991 and while available in approximately 30 IBM system models, has not yet won wide acceptance from other manufacturers.

The thrust of floppy drive innovation has currently shifted to two areas: Decreasing height and increasing capacity. The vertical form factor for many 3.5 inch drives has decreased to 1/2 inch, with the latest models from Citizen down to 11 millimeters, spurred by the requirements of notebook computer manufacturers. Drives with capacities over 20 megabytes are available and are currently being used with both personal computers and workstations. 40 megabyte capacity in 1994 is a possibility.

There are many potential technical improvements in flexible disk drive recording technology, each waiting for the backing of an influential firm in the industry. It is expected that by using improved head positioning systems, multigap heads and high capacity media, manufacturers of flexible disk drives will be able to eventually expand capacity well beyond 40 megabytes while retaining downward compatibility.

Here are some areas where potential advancements in flexible disk drive technology are likely to occur:

- * Form factor: The 1/2 inch high 3.5 inch floppy drives now in production permit designers of notebook computers to reduce weight and system package size, and to match the heights of new 2.5 inch and 1.8 inch rigid disk drives. The 1/2 inch high profile floppy drives will be widely used in notebook computers and are also expected to find early usage in subsystems which combine a 3.5 inch drive with a 5.25 inch drive in a single unit designed to be used in a 1.625 inch slot in desktop systems.

Drives ranging from 15 to 19 millimeter height are currently offered as "3/4 inch" drives. After initial enthusiasm, the computer industry's reaction to 3/4 inch floppy drives has cooled off, with most of the recent growth in shipments going to 1 inch high drives -- or to 1/2 inch drives when necessary due to packaging requirements. It currently appears that 1 inch high drives will remain the desktop computer standard.

- * Media: The polyester substrate used with flexible disks suffers from limitations in its dimensional stability which derive from the manufacturing process used. As a result, today's mainstream floppy drive products using open loop head positioning systems for low cost are limited to 48 TPI with 8 inch drives, 96 TPI with 5.25 inch drives, and 135 TPI with microfloppy drives. The relatively small tonnage of polyester required for diskettes did not inspire plastics manufacturers to invest heavily in research targeted at dimensional stability improvements until the last few years, when the quantities became too large to ignore. However, the magnetic recording industry has been actively developing several methods of increasing track recording density with active servo tracking.

Some substrate materials do offer high stability and resistance to environmental degradation, but are very expensive relative to polyester films and are unlikely to be widely adopted.

- * Longitudinal particulate coatings: Oxide coatings have been the mainstream coating technology for floppy disks. 300 Oersted coatings capable of 5,000 to 6,000 flux changes per inch (FCI) were used on 8 inch and early 5.25 inch diskettes, while 600 Oersted cobalt modified oxide coatings are currently in use on most high density 5.25 inch and microfloppy diskettes. Cobalt modified oxide coatings typically achieve 8,000 to 10,000 FCI for 5.25 inch drives and 17,434 FCI for the 1.44 megabyte microflopies in common use.

The 20 megabyte drives now available employ higher performance coatings using barium ferrite and metal powder. The 2.88 megabyte 3.5 inch floppy drive introduced by Toshiba and others records at 34,868 FCI and NEC's new 21.4 megabyte drive records at 52,539 FCI on metal powder

media. The U.S. producers of very high capacity floppy drives have tended to favor barium ferrite because of its similarities in manufacturing to the familiar oxide coatings and a belief that it can, with further development, be used to reach capacities of 40 to 80 megabytes per diskette. Japanese producers tend to favor metal powder coatings because of their inherently higher performance, previous experience with metal powder in entertainment products, and a strong industry position in metal powder media.

Several Japanese drive and media producers have participated in preparing a proposed standard for 10, 20 and 40 megabyte floppy drives under the auspices of JEIDA (Japan Electronic Industry Development Association). It is intended that drives will have downward read/write compatibility with .7 and 1.44 megabyte drives. This tentative standard was held up in procedural steps until the participating manufacturers were satisfied of the existence of a market of adequate size, but it now appears that a few of the participating companies will introduce drives at the 20 megabyte level.

Manufacturers of flexible media and magnetic particles have promising programs under way to improve the density of longitudinal particulate recording. Based on the information available, it appears that conventional recording methods are being stretched to over 50,000 FCI now and can be extended further within a few years. Longitudinal particulate recording has many good years left, with the full exploitation of its potential recording density probably to be paced primarily by market forces.

- * Perpendicular recording: Perpendicular recording offers great potential for increased recording densities on flexible disks. The very high data transfer rates which result from perpendicular recording with rigid disk drives -- faster than most channels and controllers are now ready to handle -- has inhibited usage of perpendicular recording with rigid disk drives. However, the contact recording method used with flexible disk drives and the slower rates of revolution encountered, combined with the very high densities of perpendicular recording, could produce transfer rates comparable to many of the small Winchester disk drives now in wide use.

Toshiba pioneered perpendicular recording for floppy drives with the development of barium ferrite recording technology, and after several years of tentative market exploration introduced a 2.88 megabyte drive in 1988. Toshiba's design maintains the industry standard open loop 135 TPI density, and the program has been joined by numerous other floppy drive and media producers. All of these 2.88 megabyte drives claim full interchange compatibility with .7 and 1.44 megabyte media.

Many of the other proposed flexible disk drive programs using perpendicular recording would require disks with sputtered chromium-cobalt magnetic surfaces. Sputtering technology is highly developed, but throughput is relatively slow. If the millions of low cost diskettes necessary

to support any significant penetration of the flexible disk market by perpendicular recording are to be produced by sputtering, major improvements in production rates are probably necessary.

- * Track density: As discussed above, media dimensional stability limitations effectively hold track densities to the ranges now employed, if low cost open loop head positioning systems are to be used. It is possible to increase track densities through the use of prerecorded servo information on disks combined with a closed loop head positioning system, but the industry has been slow to move in that direction because of the general desire to hold costs as low as possible and lack of an industry standard.

Initially, two manufacturers of high capacity 5.25 inch drives attempted to develop the high capacity market using different methods of achieving higher track density. However, Amlyn's late production start spoiled its chance for acceptance of the reference track technology employed in its 3.2 megabyte drive, and the firm closed down operations. Drivetec was more successful in getting started, however, and began shipping its 3.3 megabyte two sided drive in mid-1983. Drivetec used embedded servo information on each diskette to provide tracking information and insure media interchange. Drivetec has since ceased operations, but licensed its technology to Eastman Kodak. Eastman Kodak started production of the 3.3 megabyte drive in 1984, and subsequently produced 6.6, 12 and 24 megabyte drives operating at 384, 333 and 666 TPI, respectively.

Iomega developed a unique design, widely known as the Bernoulli Box, that reaches 2,117 tracks per inch in a media cartridge of unconventional design. The Iomega design uses the aerodynamic effects of the rapidly spinning disk to properly position the media relative to the head.

Brier Technology's unsuccessful 3.5 inch drive used preformatted disks and offered a formatted capacity of 21.4 megabytes and 35 millisecond average head positioning time. A track density of 777 TPI was used. Insite Peripherals and Iomega achieve a track density of 1,245 TPI on their "floptical" drives using optical tracking of a servo pattern imprinted on the disk surface by a laser or impressed in a special fixture.

- * Heads: The new generations of high capacity floppy drives are using multifunction head designs to provide read/write/erase capability at multiple densities. This feature allows downward compatibility for 3.5 inch 2.88 megabyte drives with .7 and 1.44 megabyte drives. All of the high capacity floppy disk drives in the 20 megabyte or higher range currently contemplated for production use multigap heads to achieve downward compatibility. The newer 20 megabyte drives currently offer compatibility with .7 and 1.44 megabyte 3.5 inch floppy drives. Ferrite head technology is typically used.
- * Servo technology: The higher track densities being employed in the new generations of flexible disk drives require the use of closed loop head

positioning systems. Some, such as Brier's multiple frequency embedded servo and Insite's optical tracking scheme, are innovative and have the potential to set new standards if widely adopted by other companies. Brier's drive wrote a servo track on the media at a frequency much lower than the data recording frequency, then used filtering to separate the readback signal into a data component and a servo tracking component. Insite applies a reflective track pattern to the media surface, and employs simple optics with an inexpensive LED light source to monitor head position.

- * Disk diameter: In 1987, smaller diameter flexible disk drives began to receive some notice. 2 inch drives were announced by two firms, but acceptance has been limited. Matsushita Communication Industrial's design approach mapped a standard 3.5 inch 1 megabyte drive format onto 2 inch media and won a major OEM contract for a notebook computer, but the unconventional, noninterchangeable media failed to win broad acceptance.

Sony has been producing drives and media based upon a video drive used in the Mavica camera. While the Sony specifications are impressive -- 819 kilobyte formatted capacity, 14.3 megabits/second data transfer rate and 3,600 RPM rotation rate -- incompatibility with standard floppy disk drive controllers impedes acceptance. Lack of media interchange capability with the 3.5 inch floppy drives, now the dominant standard for office computers, also restrains the industry's enthusiasm.

While no 2.5 inch drives have yet appeared, the success of the rigid disk drive 2.5 inch and smaller formats may eventually create a demand for smaller floppy drives for use in notebook computers. However, the resistance of end users to dealing with yet another floppy drive format may limit that market opportunity to very thin 3.5 inch floppy drive models.

- * Encoding and error correction: Effective linear bit density can be improved beyond the raw flux change density by the use of appropriate data encoding schemes which are used with rigid and optical drives. High capacity floppy drives with capacities of 20 megabytes and more are the primary users of sophisticated coding techniques such as 1,7 RLL code (Insite Peripherals) and 1,8 RLL code (Iomega Bernoulli drives).

Error correction appears as a feature of high capacity floppy drives, and is required for reliable performance as capacities climb and the effect of media defects becomes more important.

DEFINITIONS

Many basic terms have varying meanings within the computer industry, depending upon the role of the person speaking. In this report, such terms are used in the way most disk drive manufacturers use them.

Market classification

Market class is used here, arbitrarily, to differentiate captive, PCM/Reseller and OEM/Integrator disk drive marketing activities.

Captive: Disk drives manufactured internally or by a subsidiary of a computer manufacturer, and sold or leased primarily for use with systems offered by the manufacturer. Note that the term is used to describe the products, not the manufacturer; drives sold to PCM/Reseller or OEM/Integrator market classes are classified accordingly.

Example:

- * Drives made by Sony or Samsung and sold with their own computer systems to end users are considered captive, if internally manufactured, or made by a subsidiary.

Noncaptive: Any public sale by any disk drive manufacturer, except sales of internally manufactured drives by computer system manufacturers primarily for use with their own systems. Both PCM/Reseller and OEM/Integrator shipments are included in the noncaptive sales channel.

Examples:

- * Shipments by NEC are noncaptive, except for drives sold with systems by the parent company or other subsidiaries.
- * Shipments by Teac are noncaptive.

PCM/Reseller: Disk drives sold or leased by "plug compatible manufacturers" or their distributing organizations directly to end users for use with systems sold by another manufacturer. Also includes drives sold in the "aftermarket" -- shipments by drive manufacturers to subsystem producers, distributors, retail chains, mail order firms and individual dealers. It includes drives to be connected to systems of all types, including personal computers, minicomputers and mainframes, or drives sold as add-on devices by dealers and distributors.

Examples:

- * Disk drives sold by Iomega to end users of IBM or Apple systems.
- * Standard drives sold by drive manufacturers to distributors or dealers are considered to be PCM/Reseller drives.

OEM/Integrator: Drives sold by the original producer to system manufacturers which resell them as part of complete computer systems. Also includes sales to system integrators or value-added resellers which combine finished system components and software to provide complete systems for specific applications. Sales by a disk drive manufacturer to a second drive manufacturer for resale are included only in shipment totals for the originating drive manufacturer, except when drives are produced on a contract manufacturing basis with a design supplied by the disk drive manufacturer which finally sells the drive to a third party.

Example:

- * Drives sold by independent drive manufacturers to IBM or other system manufacturers for use with personal computers are considered to be OEM/Integrator drives.

Geographic classification

Geographic analysis is based upon U.S. and non-U.S. regions. Together, these two regions comprise the worldwide market.

U.S. vs. Worldwide SHIPMENTS: Shipments are classified U.S. or worldwide depending on the country in which the headquarters of the purchasing company is located.

Examples:

- * OEM shipments to a European system manufacturer are included in the worldwide totals, even if drives are integrated into a system within the United States.
- * An OEM shipment by a Japanese drive manufacturer to a U.S.-based system manufacturer is included in U.S. totals, even if the drive is integrated into a system in Hong Kong, regardless of the final destination of systems in which the drives are used.

U.S. vs. Non-U.S. MANUFACTURERS: Manufacturers are classified U.S. or non-U.S., depending on the location of the firm's headquarters, regardless of the location of individual manufacturing plants.

Examples:

- * Insite Peripherals is considered a U.S. manufacturer, even though its disk drives are produced on a contract manufacturing basis outside the United States.
- * Alps Electric is considered a non-U.S. manufacturer, even though some of the firm's floppy drives may be manufactured in the U.S.

Units of measurement

Spindles: The basic unit in counting disk drives. One spindle consists of the disk drive mechanism required to utilize a single disk. All DISK/TREND unit totals are counted in spindles.

Revenue: Based on sales of disk drives alone, as normally sold by individual manufacturers. Controllers sold as separate units are not included, nor are spare parts or service. Sale prices are estimated public sale transaction prices, whether at captive end user, PCM/Reseller or OEM/Integrator levels. All prices are in 1993 constant dollars.

Forecasts: Expected shipments and sales revenues for current or announced products in new production. Evolutionary improvements within existing formats are included, but completely new product configurations or technologies are not included.

Examples:

- * Enhancements such as double density versions of existing drive configurations and revised encoding schemes are anticipated in DISK/TREND forecasts.
- * Innovations such as nonstandard size disks or new physical configurations may require establishment of new DISK/TREND product groups.

Application Classification

Shipments of disk drives are classified by the following computer applications:

Mainframe/superminicomputer: Disk drives attached to the processor or to a terminal associated with a mainframe or superminicomputer.

Minicomputers/multiple user microcomputers: Drives attached to mid-range general-purpose processors typically serving multiple users, including network file servers. Examples: IBM System AS/400, DEC 433MP, Hewlett-Packard 3000.

Personal computers: Attached to a general purpose microcomputer normally used by a single user, including desktop and portable models. Examples: IBM PS/2, Apple Macintosh, Compaq DeskPro.

Office systems/workstations: Specialized equipment for dedicated use in specific office applications such as word processing, electronic typewriters, electronic mail or document storage. Specialized hardware is normally used. Examples: Wang OIS series, Hitachi HITFILE.

Nonoffice systems/workstations: Attached to dedicated processors and workstations used in a nonoffice application, such as order processing/shipping, point-of-sale, medical, factory production control, law enforcement, military, CAD/CAM/CAE, etc.

Consumer and hobby computers: Systems sold primarily to consumers for nonbusiness applications. Examples: Commodore 64, MSX systems, most Atari models. Multimedia systems for home use, such as the Commodore CDTV and the Tandy Sensation, are also included in this category.

Other applications: Any application not included above, including non-conventional uses such as intelligent fax machines, sewing machines, copiers, musical instruments and intelligent personal communication devices.

FLEXIBLE DISK DRIVES, 8 INCH

Coverage

Examples of flexible disk drives in this group include:

Matsushita Communication Ind.	JA-751
NEC	FD 1165
Y-E Data	YD-180

The first flexible disk drives were all 8 inch models, and until the early 1980s this group generated a majority of all floppy drive shipments. However, with the growth of smaller floppy drives and the decline in shipments of 8 inch models, the number of remaining manufacturers has shrunk to the short list above.

The "full size" OEM drives in this group were generally designed to the same physical dimensions as the Shugart Associates 801. However, almost all of the many OEM 8 inch drives introduced during the 1980's were "half high" models, which now constitute all of the industry's remaining shipments of 8 inch floppy drives.

Market status

DISK/TREND estimate of total market size:

<u>Worldwide sales (\$M)</u>	<u>1992</u>	<u>1993</u>	<u>1994</u>	<u>1995</u>	<u>1996</u>
U.S. manufacturers	--	--	--	--	--
All manufacturers	51.6	36.2	19.0	--	--

During the 1970's, 8 inch floppy drives filled a growing need in the computer industry for a low cost removable data storage medium with random access capability. After the current media interchange standard became established, with the 1973 introduction of IBM's 3740 data entry system, the floppy drive market increased rapidly. Floppy drives were used in many applications, but the early stimulus for 8 inch floppy drive sales came from mushrooming demand for small business systems and dedicated word processing systems, followed by personal computers at the end of the 1970's.

The advent of the personal computer, however, was actually the event which doomed the 8 inch floppy drive. Responding to requests for a physically smaller

floppy drive to be used with desktop personal computers, Shugart Associates introduced the 5.25 inch floppy drive in 1976, and the 8 inch floppy drive soon became a rarity in the emerging personal computer market. Worldwide shipments for 8 inch one sided drives peaked in 1981, at 746,600 units, and two sided drives peaked two years later, with 1,275,900 units. During the last decade, there has been an unending decline in shipments of 8 inch floppy drives. 1992 shipments were only 51,600 drives, and the total for 1993 is expected to drop to 36,200 units.

In recent years, the largest factor in maintaining shipments of drives in this product group has been continuing usage of the two sided 8 inch format in the Japanese domestic market for office computers. But the tide has long since turned. 8 inch drives were displaced first by the 1.2 megabyte 5.25 inch models, and later by the 3.5 inch drives used in most of the newer systems. Most U.S. disk drive manufacturers have long since terminated their floppy drive production programs, and U.S. system manufacturers have shifted to smaller diameter floppy drives for personal computers, specialized workstations and most terminals, leaving systems now approaching the end of their manufacturing cycles as the principal remaining market for 8 inch floppy drives.

Y-E Data has dominated noncaptive shipments in this product group during recent years, and held 78.5% of the 1992 total.

Marketing trends

The drives in this product group are considered obsolete by most system manufacturers, and the current rate of decline in shipments is expected to continue. The group's slow death continues, as older computer systems using the drives linger on in the marketplace. The remaining markets will be primarily in domestic Japan, with final shipments expected in 1994.

This product group's current lack of vigor is traceable to a combination of factors: (1) Rapid development during the 1980s of the 5.25 and 3.5 inch formats, offering capacities equaling those of 8 inch drives at much lower prices, (2) Reliability problems most manufacturers experienced with 8 inch, two sided drives in the late 1970's, which kept many OEMs from committing to the format,

and (3) Lack of further development of the 8 inch drive format by IBM, which inhibited manufacturers of OEM drives from investing in higher density versions.

In Japan's domestic market, demand for 8 inch drives continued to grow after the U.S. market started to decline. But despite the popularity of the format in Japan, most manufacturers of small office computer systems felt the pressure to move to desktop versions of their older systems, and the 1.2 megabyte 5.25 inch floppy drive developed under the sponsorship of Nippon Telephone & Telegraph made it possible to do so. More recent availability of 3.5 inch drives in this capacity range have intensified the problem for 8 inch drives.

Technical trends

With the exception of limited programs by Burroughs, PerSci, and Elcomatic, there have been few serious attempts to introduce higher capacity drives in this group. The key reason that development of 8 inch drives has been stuck at 1.2 megabytes since 1976 was IBM's lack of innovation in the area.

Several OEM drive manufacturers were ready to introduce new drives for years, with most planning various track following methods, to make possible increased track density. These plans were generally set back by the reliability problems which were experienced by two sided 8 inch floppy drives until the end of the 1970's, and by the hope of most manufacturers that IBM would take the lead in establishing a new high capacity format, preferably with an improved, higher density media standard. After all the waiting, the momentum passed to the smaller diameter floppy formats.

Forecasting assumptions

1. System manufacturers will continue to move to smaller drives, causing a continuing reduction in worldwide shipments of 8 inch drives, with the last shipments in 1994.

TABLE 8
FLEXIBLE DISK DRIVES, 8 INCH
REVENUE SUMMARY

	-----DISK DRIVE REVENUES, BY SHIPMENT DESTINATION (\$M)-----									
	1992		1993		1994		1995		1996	
	Revenues									
	U.S.	WW	U.S.	WW	U.S.	WW	U.S.	WW	U.S.	WW
U.S. Manufacturers										
IBM Captive	--	--	--	--	--	--	--	--	--	--
Other U.S. Captive	--	--	--	--	--	--	--	--	--	--
TOTAL U.S. CAPTIVE	--	--	--	--	--	--	--	--	--	--
PCM/Reseller	--	--	--	--	--	--	--	--	--	--
OEM/Integrator	--	--	--	--	--	--	--	--	--	--
TOTAL U.S. NONCAPTIVE	--	--	--	--	--	--	--	--	--	--
TOTAL U.S. REVENUES	--	--	--	--	--	--	--	--	--	--
Non-U.S. Manufacturers										
Captive	--	7.8	--	4.7	--	1.6	--	--	--	--
PCM/Reseller	.2	.4	.2	.4	--	.2	--	--	--	--
OEM/Integrator	1.8	8.0	1.1	5.6	.7	3.3	--	--	--	--
TOTAL NON-U.S. REVENUES	2.0	16.2	1.3	10.7	.7	5.1	--	--	--	--
Worldwide Recap										
TOTAL WORLDWIDE REVENUES	2.0	16.2	1.3	10.7	.7	5.1	--	--	--	--
OEM Average Price (\$000)	.225	.246	.220	.241	.233	.235	--	--	--	--

TABLE 9
FLEXIBLE DISK DRIVES, 8 INCH
UNIT SHIPMENT SUMMARY

-----DISK DRIVE UNIT SHIPMENTS, BY SHIPMENT DESTINATION (000)-----									
1992		-----Forecast-----							
---Shipments---		1993		1994		1995		1996	
U.S.	WW	U.S.	WW	U.S.	WW	U.S.	WW	U.S.	WW
----	----	----	----	----	----	----	----	----	----
U.S. Manufacturers									

IBM Captive	--	--	--	--	--	--	--	--	--
Other U.S. Captive	--	--	--	--	--	--	--	--	--
TOTAL U.S. CAPTIVE	--	--	--	--	--	--	--	--	--
PCM/Reseller	--	--	--	--	--	--	--	--	--
OEM/Integrator	--	--	--	--	--	--	--	--	--
TOTAL U.S. NONCAPTIVE	--	--	--	--	--	--	--	--	--
TOTAL U.S. SHIPMENTS	--	--	--	--	--	--	--	--	--
Non-U.S. Manufacturers									

Captive	--	17.2	--	11.0	--	4.0	--	--	--
PCM/Reseller	1.0	2.0	1.0	2.0	--	1.0	--	--	--
OEM/Integrator	8.0	32.4	5.0	23.2	3.0	14.0	--	--	--
TOTAL NON-U.S. SHIPMENTS	9.0	51.6	6.0	36.2	3.0	19.0	--	--	--
Worldwide Recap									

TOTAL WORLDWIDE SHIPMENTS	9.0	51.6	6.0	36.2	3.0	19.0	--	--	--
Cumulative Shipments (Units in millions)									

IBM	1.2	1.8	1.2	1.8	1.2	1.8	1.2	1.8	1.8
Non-IBM	4.1	10.4	4.1	10.4	4.1	10.4	4.1	10.4	10.4
WORLDWIDE TOTAL	5.3	12.2	5.3	12.2	5.3	12.2	5.3	12.2	12.2

TABLE 10
FLEXIBLE DISK DRIVES, 8 INCH
WORLDWIDE SHIPMENTS (000)
DRIVE HEIGHT ANALYSIS

	1992		-----1993-----		-----1994-----		-----Forecast-----		-----1995-----		-----1996-----	
	Units	%	Units	%	Units	%	Units	%	Units	%	Units	%
U.S. MANUFACTURERS												
Captive Total	--		--		--		--		--		--	
Non-Captive Total	--		--		--		--		--		--	
Full Size	--	--	--	--	--	--	--	--	--	--	--	--
Total U.S.	--		--		--		--		--		--	
Full Size	--	--	--	--	--	--	--	--	--	--	--	--
NON-U.S. MANUFACTURERS												
Captive Total	17.2		11.0		4.0		--		--		--	
Full Size	--	--	--	--	--	--	--	--	--	--	--	--
Half High	17.2	100.0%	11.0	100.0%	4.0	100.0%	--	--	--	--	--	--
Non-Captive Total	34.4		25.2		15.0		--		--		--	
Half High	34.4	100.0%	25.2	100.0%	15.0	100.0%	--	--	--	--	--	--
Total Non-U.S.	51.6		36.2		19.0		--		--		--	
Full Size	--	--	--	--	--	--	--	--	--	--	--	--
Half High	51.6	100.0%	36.2	100.0%	19.0	100.0%	--	--	--	--	--	--
WORLDWIDE RECAP												
Total Worldwide Shipments	51.6		36.2		19.0		--		--		--	
	-32.1%		-29.8%		-47.5%		--		--		--	
Full Size	--	--	--	--	--	--	--	--	--	--	--	--
	--		--		--		--		--		--	
Half High	51.6	100.0%	36.2	100.0%	19.0	100.0%	--	--	--	--	--	--
	-31.9%		-29.8%		-47.5%		--	--	--	--	--	--

Notes: Percentage figures with plus/minus signs refer to year-to-year growth rates.

TABLE 11
FLEXIBLE DISK DRIVES, 8 INCH
APPLICATIONS SUMMARY
Percentage of Worldwide Shipments

APPLICATION	1992 Estimate		1996 Projection	
	Units (000)	%	Units (000)	%
-----	-----	-----	-----	-----
MAINFRAME/SUPERMINI				
General purpose	21.8	42.3	--	--
MINICOMPUTERS AND				
MULTIUSER MICROS				
Business and professional, including networks	6.5	12.5	--	--
PERSONAL COMPUTERS				
Business and professional, single user	15.5	30.1	--	--
OFFICE SYSTEMS				
AND WORKSTATIONS				
Dedicated application and electronic typewriters	3.8	7.3	--	--
NONOFFICE SYSTEMS				
AND WORKSTATIONS				
Technical, distribution, medical, other specialized	4.0	7.8	--	--
CONSUMER AND				
HOBBY COMPUTERS	--	--	--	--
OTHER				
APPLICATIONS	--	--	--	--
-----	-----	-----	-----	-----
Total	51.6	100.0	--	--

TABLE 12
FLEXIBLE DISK DRIVES, 8 INCH
MARKET SHARE SUMMARY
Worldwide Shipments of Non-Captive Disk Drives

Drive Manufacturers	1992 Net Shipments			
	To United States Destinations		Worldwide	
	Units (000)	%	Units (000)	%
Y-E Data	9.0	100.0	27.0	78.5
Other U.S.	--	--	--	--
Other Non-U.S.	--	--	7.4	21.5
	-----	-----	-----	-----
TOTAL	9.0	100.0	34.4	100.0

1993 DISK/TREND REPORT

FLEXIBLE DISK DRIVES, 5.25 INCH

Coverage

Examples of flexible disk drives in this group include:

Two sides: 48 tracks per inch, .360 megabyte

Chinon	FZ-502
Matsushita Communication Ind.	JU-455
Teac	FD-55BR

Two sides: 96 tracks per inch, .7 megabyte

Teac	FD-55FR
------	---------

Two sides: 96 tracks per inch, 1.2 megabytes

Canon	MD-5501
Chinon	FZ-506
Matsushita Communication Ind.	JU-475
Mitsubishi Electric	MF504C, MF504S
Mitsumi Electric	D 509V2
NEC	FD 1157D, FD 1158C*
Safronic	DS-53A
Samsung Electronics	SFD-560D
Seiko Epson	SD-680L, SD-780*
Teac	FD-55GFR, FD-155F*
Toshiba	ND-0801
Y-E Data	YD-380B

Two sides: 96 tracks per inch, 2.4 megabytes

Y-E Data	YE-801
----------	--------

*1 inch high

The basic standards for physical size and recording format for this product group were created by the 1976 introduction of the Shugart SA 400, the original minifloppy. Early growth in small microcomputer systems inspired several innovative one sided 5.25 inch drives, some of which achieved success until the industry's movement to two sided versions. Starting with the 1989 edition of the DISK/TREND Report, all 5.25 inch drives were combined into a single product group, replacing separate groups for one and two sided drives, in view of the continuing shipment decline of one sided 5.25 inch flexible disk drives, which are now extinct.

Because of the continued shrinkage in the physical size of computer systems, reduced drive height became an extremely active area of innovation. Half high drives, pioneered by Tandon and Alps Electric and now offered by most drive manufacturers, have become the standard for 5.25 inch floppy drives.

Two sided 5.25 inch floppy drives became a reality in 1978. The original 48 TPI drives were joined by 96 TPI drives from Tandon, Micro Peripherals and Micropolis in 1980. However, a more influential development occurred in 1982, when 1.2 megabyte 5.25 inch drives were first shipped by Y-E Data, designed to a standard coordinated by Nippon Telephone and Telegraph. IBM's 1984 introduction of the PC AT, using Y-E Data's 1.2 megabyte drive, stamped the market into rapid worldwide usage of the 1.2 megabyte 5.25 inch format, which now accounts for most of the industry's shipments of 5.25 inch floppy drives.

Drivetec's half high drive using an embedded servo technique -- with 192 TPI, and capacity of 2.4 megabytes -- was a technical success and a commercial failure. The company closed down in early 1985, but had licensed Eastman Kodak to make the drive. Eastman Kodak started production of a drive compatible with Drivetec's unit in 1984, later challenged by other 2.4 megabyte formats from Matsushita Communication Industrial and Y-E Data. Usage of 2.4 megabyte drives has been limited, due to lack of industry standards and the movement to 3.5 inch microflops, and Y-E Data's drive is the only one still in production.

Market status

DISK/TREND estimate of total market size:

<u>Worldwide sales (\$M)</u>	<u>1992</u>	<u>1993</u>	<u>1994</u>	<u>1995</u>	<u>1996</u>
U.S. manufacturers	--	--	--	--	--
All manufacturers	843.0	736.1	604.8	442.6	269.6

Driven by the personal computer industry's strong shipments, 5.25 inch floppy drives in 1992 reached the highest shipment level in their history. The worldwide unit shipment total for 1992 was 17,290,700 drives, an increase of 15.1% over 1991. However, there are now many signs in the marketplace that 5.25 inch drive shipments are declining in 1993, and the forecasted 1993 total is down to 16.4 million drives.

1993 DISK/TREND REPORT

1992's surprising increase in unit shipments was not enough to cause total sales revenues to grow during the same period. Price levels for 5.25 inch floppy drives continued to be under extreme pressure, driving the revenue total down to \$843 million. Average unit prices for OEM drives declined from \$114 in 1984 to \$45 in 1992, with the average price for 1993 expected to be \$42. Major Japanese floppy drive producers have concentrated on aggressive cost reduction programs, including product redesign and plant relocation, which have resulted in continuing price competition.

The 1.2 megabyte two sided 5.25 inch floppy drives which now dominate shipments in this product group have been used predominantly with IBM's PC AT personal computers, which were introduced in 1984, plus the clones offered by numerous manufacturers. In 1987 IBM moved on to the PS/2 personal computer family, using 3.5 inch microfloppies. But despite abandonment by IBM, the PC AT standard has continued its momentum and has contributed to continuing sales of 1.2 megabyte two sided 5.25 inch drives with numerous AT clones, especially in the United States.

Underlying the current strength in 5.25 inch drive shipments is the desire by many buyers of new personal computer models to maintain the ability to interchange diskettes with older PC's. This demand has caused a high proportion of new PC models to be shipped with both 5.25 and 3.5 inch floppy drives. However, with the growing dominance of Microsoft's Windows and related applications programs, increasing quantities of the older PC AT systems are being retired, since they lack the main memory or hard disk capacity required for the newer software. Since the retired PC's generally utilized 5.25 inch floppy drives, and the replacement PC's have 3.5 inch floppy drives, the requirement that PC's for business applications have 5.25 inch floppy drives for interchange purposes has diminished.

The drop in 5.25 inch floppy drive shipments would probably be even greater except for the current impact of the 5.25/3.5 inch combination drive packaging which has appeared in the last two years. This packaging technique provides both 5.25 and 3.5 inch floppy formats in a single unit which maintains the standard "half high" package height of 41.3 millimeters. Early producers of combination drives have been Teac, Seiko Epson and Canon, using various combinations

1993 DISK/TREND REPORT

of 1/3 high and 1 inch high 5.25 inch drives, packaged with 1/2 inch or other thin 3.5 inch drives. The combination drives can reduce installation costs for system manufacturers and conserve space needed for other peripherals, such as CD-ROM drives. However, the price for a combination drive assembly is approximately twice the cost of a single drive. Therefore, while growing shipments of combination drives are expected, shipments for the entire product group are expected to continuously decline starting in 1993.

91.3% of 1992's shipments of 5.25 inch floppy drives were used with personal computers, with minor usage attributed to consumer and hobby computers, office systems and minicomputer applications. As 5.25 inch floppy drive shipments decline during the next few years, the percentage destined for personal computer applications is expected to increase slightly.

Leadership in noncaptive shipments of 5.25 inch floppy drives has been held by Teac since 1989, and the company's dominance continued in 1992. Teac held 26% of the worldwide 1992 total. Mitsumi Electric advanced to second position with 15.7%, and Matsushita Communication Industrial dropped to third place with 14.5%.

Marketing trends

Shipments and sales revenues for this product group are expected to start a period of rapid decline in 1994. The most significant negative factors for 5.25 inch floppy drive shipments will be the preference for 3.5 inch floppies by most PC manufacturers because of smaller physical size, higher capacity and lower price, combined with a reduced need for media interchange between 5.25 and 3.5 inch drives. As more users reach the stage when all of the PC's in their companies are able to utilize 3.5 inch diskettes, fewer will feel the need to buy new PC's which also contain a 5.25 inch floppy drive.

The average annual decline in unit shipments of 5.25 inch floppy drives is forecasted at 23.3% during the 1994-96 period. The forecast for 1996 worldwide shipments is only 7.2 million drives. Sales revenues are expected to decline even faster, depressed by continuing price reductions, with an average drop during 1994-96 of 27.9%. By 1996 the 1.2 megabyte two sided drive is the only 5.25 inch floppy drive configuration expected to remain in production.

Technical trends

It is considered unlikely that drive manufacturers will devote their resources to further product development for most of the products in this group, considering the outlook for declining production and the obvious need to place development priorities in other product areas.

An interesting improvement in drive packaging is represented by the Teac introduction in 1991 of a 1 inch high 1.6 megabyte 5.25 inch drive. Three companies had previously introduced "one third high" 5.25 inch drives in the early 1980s, but the demand at that time was limited and all but one of those models eventually disappeared from the market.

However, the Teac 1 inch high drive has found a more interesting reception, since the firm is offering it in a combination unit with a .5 inch high 3.5 inch drive. Teac's 5.25/3.5 combination can be mounted in a personal computer's half high 5.25 inch slot, providing a significant improvement in interchange flexibility for AT clones.

It now appears that drive manufacturers will devote no further effort to development of capacity increases for 5.25 inch floppy drives. After several programs during the 1980s using embedded servo techniques, the only remaining 3.3 megabyte 5.25 inch floppy drive still in production is the simpler design by Y-E Data. Y-E Data's drive employs the standard 96 TPI, with standard track positioning, and doubles the linear density, to maintain full read and write compatibility with both 1.0 and 1.6 megabyte diskettes, although a special diskette is required for usage at 3.3 megabytes.

Forecasting assumptions

1. The existing momentum of the PC AT format will decline continuously, but the large installed base of PC AT and compatible systems will provide a declining residual market for 1.2 megabyte 5.25 inch drives for several years.
2. A positive growth rate for personal computers will be maintained.
3. The dollar/yen exchange rate will stay in the current range, and the major Japanese floppy disk drive producers will continue to gradually lower average noncaptive prices, utilizing offshore production.

TABLE 13
FLEXIBLE DISK DRIVES, 5.25 INCH
REVENUE SUMMARY

	-----DISK DRIVE REVENUES, BY SHIPMENT DESTINATION (\$M)-----									
	1992		1993		1994		1995		1996	
	U.S.	WW	U.S.	WW	U.S.	WW	U.S.	WW	U.S.	WW
U.S. Manufacturers										
IBM Captive	--	--	--	--	--	--	--	--	--	--
Other U.S. Captive	--	--	--	--	--	--	--	--	--	--
TOTAL U.S. CAPTIVE	--	--	--	--	--	--	--	--	--	--
PCM/Reseller	--	--	--	--	--	--	--	--	--	--
OEM/ Integrator	--	--	--	--	--	--	--	--	--	--
TOTAL U.S. NONCAPTIVE	--	--	--	--	--	--	--	--	--	--
TOTAL U.S. REVENUES	--	--	--	--	--	--	--	--	--	--
Non-U.S. Manufacturers										
Captive	--	76.2	10.5	56.3	6.3	38.4	3.4	24.4	1.3	10.2
PCM/Reseller	123.2	163.7	116.9	161.9	107.0	149.1	85.4	118.9	56.3	79.1
OEM/ Integrator	256.5	603.1	218.7	517.9	179.8	417.3	130.3	299.3	84.3	180.3
TOTAL NON-U.S. REVENUES	379.7	843.0	346.1	736.1	293.1	604.8	219.1	442.6	141.9	269.6
Worldwide Recap										
TOTAL WORLDWIDE REVENUES	379.7	843.0	346.1	736.1	293.1	604.8	219.1	442.6	141.9	269.6
OEM Average Price (\$000)	.045	.045	.042	.042	.039	.039	.037	.037	.035	.036

TABLE 14
FLEXIBLE DISK DRIVES, 5.25 INCH
UNIT SHIPMENT SUMMARY

	-----DISK DRIVE UNIT SHIPMENTS, BY SHIPMENT DESTINATION (000)-----									
	1992		Forecast		Forecast		Forecast		Forecast	
	Shipments		1993		1994		1995		1996	
	U.S.	WW	U.S.	WW	U.S.	WW	U.S.	WW	U.S.	WW

U.S. Manufacturers										

IBM Captive	--	--	--	--	--	--	--	--	--	--
Other U.S. Captive	--	--	--	--	--	--	--	--	--	--
TOTAL U.S. CAPTIVE	--	--	--	--	--	--	--	--	--	--
PCM/Reseller	--	--	--	--	--	--	--	--	--	--
OEM/Integrator	--	--	--	--	--	--	--	--	--	--
TOTAL U.S. NONCAPTIVE	--	--	--	--	--	--	--	--	--	--
TOTAL U.S. SHIPMENTS	--	--	--	--	--	--	--	--	--	--
Non-U.S. Manufacturers										

Captive	--	492.0	70.0	375.0	45.0	280.0	25.0	185.0	10.0	80.0
PCM/Reseller	2,728.0	3,621.5	2,740.0	3,785.0	2,630.0	3,660.0	2,215.0	3,080.0	1,510.0	2,120.0
OEM/Integrator	5,624.2	13,177.2	5,156.0	12,263.0	4,555.0	10,530.0	3,507.0	7,995.0	2,371.0	5,010.0
TOTAL NON-U.S. SHIPMENTS	8,352.2	17,290.7	7,966.0	16,423.0	7,230.0	14,470.0	5,747.0	11,260.0	3,891.0	7,210.0
Worldwide Recap										

TOTAL WORLDWIDE SHIPMENTS	8,352.2	17,290.7	7,966.0	16,423.0	7,230.0	14,470.0	5,747.0	11,260.0	3,891.0	7,210.0
Cumulative Shipments (Units in millions)										

IBM	.4	.4	.4	.4	.4	.4	.4	.4	.4	.4
Non-IBM	76.0	157.1	84.0	173.5	91.2	188.0	97.0	199.3	100.9	206.5
WORLDWIDE TOTAL	76.5	157.6	84.4	174.0	91.7	188.5	97.4	199.7	101.3	206.9

TABLE 15
FLEXIBLE DISK DRIVES, 5.25 INCH
WORLDWIDE SHIPMENTS (000)
TRACK DENSITY ANALYSIS

	1992		1993		1994		Forecast 1995		1996	
	Units	%	Units	%	Units	%	Units	%	Units	%
U.S. MANUFACTURERS										
Captive Total	--		--		--		--		--	
Non-Captive Total	--		--		--		--		--	
Total U.S.	--		--		--		--		--	
NON-U.S. MANUFACTURERS										
Captive Total	492.0		375.0		280.0		185.0		80.0	
48 TPI	--	--	--	--	--	--	--	--	--	--
96 TPI 1.2 MB	492.0	100.0%	375.0	100.0%	280.0	100.0%	185.0	100.0%	80.0	100.0%
Non-Captive Total	16,798.7		16,048.0		14,190.0		11,075.0		7,130.0	
48 TPI	430.5	2.6%	175.0	1.1%	70.0	.5%	20.0	.2%	--	--
96 TPI .7 MB	35.0	.2%	10.0	.1%	--	--	--	--	--	--
96 TPI 1.2 MB	16,333.2	97.2%	15,863.0	98.8%	14,120.0	99.5%	11,055.0	99.8%	7,130.0	100.0%
Total Non-U.S.	17,290.7		16,423.0		14,470.0		11,260.0		7,210.0	
48 TPI	430.5	2.5%	175.0	1.1%	70.0	.5%	20.0	.2%	--	--
96 TPI .7 MB	35.0	.2%	10.0	.1%	--	--	--	--	--	--
96 TPI 1.2 MB	16,825.2	97.3%	16,238.0	98.8%	14,400.0	99.5%	11,240.0	99.8%	7,210.0	100.0%
WORLDWIDE RECAP										
Total Worldwide Shipments	17,290.7		16,423.0		14,470.0		11,260.0		7,210.0	
	+15.1%		-5.0%		-11.8%		-22.1%		-35.9%	
48 TPI	430.5	2.5%	175.0	1.1%	70.0	.5%	20.0	.2%	--	--
	-67.5%		-59.3%		-60.0%		-71.4%		--	--
96 TPI .7 MB	35.0	.2%	10.0	.1%	--	--	--	--	--	--
	+6.0%		-71.4%		--		--		--	--
96 TPI 1.2 MB	16,825.2	97.3%	16,238.0	98.8%	14,400.0	99.5%	11,240.0	99.8%	7,210.0	100.0%
	+23.1%		-3.4%		-11.3%		-21.9%		-35.8%	

Notes: 1. Percentage figures with plus/minus signs refer to year-to-year growth rates.
2: Track densities greater than 96 TPI are grouped with 96 TPI 1.2 MB totals.

TABLE 16
FLEXIBLE DISK DRIVES, 5.25 INCH
APPLICATIONS SUMMARY
Percentage of Worldwide Shipments

APPLICATION -----	1992 Estimate -----		1996 Projection -----	
	Units (000) -----	% -----	Units (000) -----	% -----
MAINFRAME/SUPERMINI General purpose	--	--	--	--
MINICOMPUTERS AND MULTIUSER MICROS Business and professional, including networks	283.6	1.6	57.7	.8
PERSONAL COMPUTERS Business and professional, single user	15,779.4	91.4	6,755.8	93.7
OFFICE SYSTEMS AND WORKSTATIONS Dedicated application and electronic typewriters	854.2	4.9	302.8	4.2
NONOFFICE SYSTEMS AND WORKSTATIONS Technical, distribution, medical, other specialized	117.6	.7	28.8	.4
CONSUMER AND HOBBY COMPUTERS	231.7	1.3	57.7	.8
OTHER APPLICATIONS	24.2	.1	7.2	.1
Total	17,290.7	100.0	7,210.0	100.0

TABLE 17
FLEXIBLE DISK DRIVES, 5.25 INCH
MARKET SHARE SUMMARY
Worldwide Shipments of Non-Captive Disk Drives

Drive Manufacturers	1992 Net Shipments			
	To United States Destinations		Worldwide	
	Units (000)	%	Units (000)	%
Teac	2,015.0	24.1	4,375.0	26.0
Mitsumi Electric	1,160.0	13.9	2,640.0	15.7
Matsushita Communication Ind.	495.0	5.9	2,433.0	14.5
Chinon	1,295.0	15.5	2,065.0	12.3
Seiko Epson	965.0	11.6	1,305.0	7.8
Y-E Data	590.0	7.1	1,059.0	6.3
Mitsubishi Electric	490.0	5.9	787.0	4.7
Canon	540.0	6.5	710.0	4.2
Toshiba	486.0	5.8	486.0	2.9
Other U.S.	--	--	--	--
Other Non-U.S.	316.2	3.7	938.7	5.6
	-----	-----	-----	-----
TOTAL	8,352.2	100.0	16,798.7	100.0

1993 DISK/TREND REPORT

FLEXIBLE DISK DRIVES, MICROFLOPPIES

Coverage

Examples of flexible disk drives in this group include:

3.5" disk diameter, one side, 67.5 TPI

Brother	FB 100
---------	--------

3.5" disk diameter, one side, 135 TPI

Brother	FB 015
---------	--------

3.5" disk diameter, two sides, 135 TPI, .7 megabyte

Alps Electric	DFR 423
Chinon	F-354
Citizen	OSDC, V1DC
Matsushita Communication Ind.	JU-253A
Matsushita Electronic Comp.	EME-213
Mitsumi Electric	D357B
Teac	FD-235F
Y-E Data	YD-645C

3.5" disk diameter, two sides, 135 TPI, 1.2 megabytes

Alps Electric	DFR 643
Canon	MD 3511, MD 3551
Citizen	OSDB, W1DB
Matsushita Communication Ind.	JU-255
Matsushita Electronic Comp.	EME-262
Mitsubishi Electric	MF354F
Mitsumi Electric	D 358P3
NEC	FD 1137C
Seiko Epson	SMD-1020
Teac	FD-235GF, FD-05GFL
Y-E Data	YD-686C

3.5" disk diameter, two sides, 135 TPI, 1.44 megabytes

Alps Electric	DFR 723, DF 324H
Canon	MD 3611, MD 3641
Chinon	FT-357, FP-357
Citizen	OSDA, W1DA
Ergo	MD-21
Hyundai	HMF-341
Matsushita Communication Ind.	JU-257A
Matsushita Electronic Comp.	EME-263, EME-274
Mitsubishi Electric	MF355F, MF355E
Mitsumi Electric	D 359P3, D 359F
NEC	FD 1139H

3.5" disk diameter, two sides, 135 TPI, 1.44 megabytes (continued)

Safronic	DS-34A
Samsung Electronics	SFD-321D
Seiko Epson	SMD-340
Sony	MP-F17W, MP-F320
Teac	FD-235HF, FD-05HS
Toshiba	ND-3561
Y-E Data	YD-701B, YD-702F

3.5" disk diameter, two sides, 135 TPI, 2.88 megabytes

Alps Electric	DFR 823
Chinon	FZ-358
Citizen	OSDG
Hyundai	HMF-361
Matsushita Communication Ind.	JU-259A
Mitsubishi Electric	MF 356F
Mitsumi Electric	D352T2
Samsung	SFD-342K
Seiko Epson	SMD-1060
Sony	MP-F40W
Teac	FD-235J, FD-05J
Toshiba	ND-3571
Y-E Data	YD-742

All microfloppy drives with formatted capacities less than 5 megabytes and disk diameters of 3.5 inches or less are included in this product group. The only type of microfloppy currently included in the product group is the 3.5 inch format pioneered by Sony, and which has evolved into the industry standard. All of the other microfloppy formats in the 2 to 4 inch diameter range which were introduced during the last 11 years have been phased out.

All 3.5 inch drives are derived from the Sony microfloppy first shipped in 1982, with modifications to achieve logical file organization similar to the larger diskette drives which preceded it in the market. Drives with capacities of one megabyte or less use 6,250 bytes per track, the same track capacity as "double density" 5.25 inch diskettes, and also use 40 or 80 tracks per side to maintain file compatibility with 5.25 inch diskettes.

1.2 and 1.44 megabyte 3.5 inch drives were announced in 1985, and are intended for use with the high density media originally proposed by Sony, which operates at up to 17,434 BPI, and uses the 135 TPI standard of today's production drives. All current 1.2 and 1.44 megabyte drives claim "downward compati-

bility", the ability to read and write on lower capacity diskettes. 1.2 megabyte 3.5 inch drives are compatible with NEC drives used with personal computers in the domestic Japanese market. After the adoption of 1.44 megabyte drives by IBM in April, 1987, for the PS/2 systems, most major manufacturers of microfloppy drives added drives with the same capacity.

Most manufacturers of 3.5 inch drives have also made the transition from the earlier 41.3 millimeter high drives ("half high", in 5.25 inch drive terms) to the 25.4 millimeter (one inch) high drives pioneered by Citizen in 1984. Many companies are also shipping drives with heights of 17-19 millimeters (3/4 inch), again prompted by Citizen, which started shipments of 3/4 inch high models in the Spring of 1989. Citizen started shipping 15 millimeter high models in the second quarter of 1991, followed by Teac's introduction of 12.7 millimeter (one half inch) high drives for shipment in the fourth quarter of 1991 -- which, in turn, prompted many other drive manufacturers to join the movement to half inch high drives. Citizen did not match the 12.7 millimeter height, but lowered the height on its newest models to 11 millimeters.

The 3 inch microfloppy format which was produced in quantity for several years has lost all of its original adherents including the last holdout, Matsushita Electronic Components, and is now out of production. 2 inch drives, in a data recording version of video camera floppy, were produced during recent years by Sony, but with a limited market. Initial shipments of 2 inch drives with notebook computers encountered resistance from buyers who did not want to bother with interchange problems, and there have not been enough applications in home computers, electronic typewriters and games to maintain growth for the 2 inch format. While there may still be a future for a 2 inch or smaller floppy format, there is no consensus in the industry on format or interchange standards, and most of the drive manufacturers do not appear to be interested.

Market status

DISK/TREND estimate of total market size:

<u>Worldwide sales (\$M)</u>	<u>1992</u>	<u>1993</u>	<u>1994</u>	<u>1995</u>	<u>1996</u>
U.S. manufacturers	--	--	--	--	--
All manufacturers	1,746.8	1,765.5	1,737.9	1,756.3	1,755.9

1993 DISK/TREND REPORT

Floppy drive shipments increased during 1992 at a level much higher than anticipated, as a result of vigorous growth in personal computer shipments. Driven by lower PC hardware prices and the requirements of new software, personal computer shipments surged in 1992, but settled down to a more typical growth rate in 1993.

Worldwide unit shipments of microfloppy drives were 41,790,000 units in 1992, an increase of 27.3% over the previous year. 1993's growth rate in shipments is expected to be only half the size of last year's increase, up 13.8%, to 47,589,000 drives. The growth pattern of microfloppy drives during 1992-93 has been similar to that of rigid disk drives in the capacities used primarily with personal computers.

Sales revenues for microfloppy drives have not enjoyed increases comparable to the growth in unit shipments, due to continuing declines in average unit selling prices. 1992's sharp boost in unit shipments produced a total revenue increase for the product group of only 13.1%, to \$1,746,800,000. In 1993 unit shipments are forecasted to increase 5.8 million drives, but sales revenues are expected to grow only 1%.

Overall average prices for microfloppy drives have maintained a pattern of steady decline, despite the continuous upgrading of the industry's overall product mix to higher capacity drives and the increased value of the Japanese Yen. The average price for all microfloppy drives was \$59 in 1988, \$51 in 1989, \$46 in 1990, \$42 in 1991, and \$38 in 1992. In 1993 a further drop in the overall average price for microfloppy drives to \$34 is forecasted. Underlying the non-stop declines in average price by the major Japanese floppy drive manufacturers are continuing pressure from system manufacturers for the lowest possible price, extensive product redesign for cost reduction, and the movement of at least 70% of Japanese floppy drive manufacturing to offshore sites with lower costs.

Microfloppy drives with capacities of .7 megabyte or less have continued to decline in unit shipments and represent only 6.5% of the 1992 total. The 1.44 megabyte models now offered by nearly all major floppy drive manufacturers have become the industry's major products, stimulated by IBM's 1987 adoption of 1.44 megabyte drives for PS/2 personal computers.

1993 DISK/TREND REPORT

The similar 1.2 megabyte drives are used mostly in Japan, primarily by NEC and with computers designed to be compatible with NEC's personal computer product line. 1992 shipments of 1.2/1.44 megabyte drives provided 90.8% of the total of all microfloppy formats, and the 1993 share for these drives is expected to reach 93.1% of the worldwide total.

IBM's long-expected adoption of the 2.88 megabyte microfloppy format finally occurred in 1991. Most floppy drive manufacturers have expected 2.88 megabyte drives to become an important part of the industry, but shipments in 1992 were only 1,170,000 drives, just 2.7% of the overall microfloppy drive total. Many system manufacturers have delayed adoption due to the relatively high price for 2.88 megabyte drives. Even with IBM's subsequent utilization of the 2.88 megabyte format with 30 individual PS/2 models announced during 1992, the majority of system manufacturers are moving slowly to adopt it. The major negative influence holding down wider usage is the drives' higher selling price, combined with low awareness among computer users. Since personal computer system manufacturers have not noticed significant demand for 2.88 megabyte drives, few have included them in new systems. 1993 shipments are expected to increase to 1.7 million drives, only 3.4% of the overall microfloppy total.

The average height of microfloppy drive mechanisms continues to shrink. One inch high (25.4 millimeter) drives became the dominant form factor several years ago, and have shown continuing strength in the face of competition from new drives in thinner physical formats. Intense competition has come from drives with smaller heights -- initially 19 millimeters, then 17 millimeters, 15 millimeters, then in late 1991 12.7 millimeters, and more recently down to 11 millimeters. Drives with less than 1 inch height are expected to provide 18% of total 1993 microfloppy drive shipments, but it now appears that the continuing increases in total market share for microfloppy drives less than 1 inch height will be slower than originally expected, due to prices typically higher than those of 1 inch high drives.

Shipments of all drives with disks less than 3.5 inches in diameter are grouped together in the disk diameter tables for this product group. Shipments of 3 inch drives declined during recent years and ended in 1991. The major market for these drives was the European home computer market, but newer

systems with other data storage devices eventually prevailed. 3 inch drives never significantly penetrated the United States market, and after an early lead were overtaken in the Japan domestic market by 3.5 inch drives. The subgroup for less than 3.5 inch drives also includes 2 inch drives, now available only in the Sony format. However, 2 inch drives have not attracted a wide following due to lack of interchange capability with other microfloppy formats, and 1993 appears to be the last production year for 2 inch drives.

Personal computer applications continued to dominate the shipments of microfloppy drives in 1992, with 90.8% of the worldwide total. However, personal computer applications are expected to take a smaller share of 1996's total shipments, totaling only 83.8%, as consumer and hobby applications increase from 2.5% in 1992 to 11% in 1996.

Sony continues to hold the lead in microfloppy drive shipments, although by a narrower margin. Sony capturing 15.3% of 1992 noncaptive worldwide unit shipments, for 6.2 million drives. Teac continued to hold second place with 14.5%, and Mitsumi Electric moved up to third place with 10.5%.

Marketing trends

3.5 inch microfloppy drives have become the dominant removable recording device used with small computer systems and are expected to continue in that role for many years. As 5.25 inch floppy drives decline in shipments during the next few years, 3.5 inch microfloppy drives are expected to increase from 70.5% of all floppy drive shipments in 1992 to 88.3% of the total in 1993. However, the average annual increase in unit shipments for 3.5 inch microfloppy drives is forecasted at only 8.1% for the 1994-96 period, below the generally expected rate of increase in personal computer shipments, due to the trend to more notebook computers without internal floppy drives and increasing competition from PCMCIA cards, both flash memory and hard disk models.

Microfloppy sales revenues are expected to remain essentially flat through 1996, due to continuing reductions in noncaptive price levels. Although the decline in average OEM prices through 1996 is expected to be less than in recent years, the 1993 overall microfloppy average OEM price of \$34 is expected to decline to \$26 in 1996.

Despite IBM's initial surge of PS/2 systems using 2.88 megabyte drives, the company has stayed with the more competitive 1.44 megabyte drives for Value-Point and PS/1 personal computers. Most of the other personal computer manufacturers have shown no signs of extensive utilization of 2.88 megabyte drives in their systems. The major problem for most system manufacturers is the price differential between 2.88 megabyte drives and 1.44 megabyte drives, the current industry standard. Because of intense price competition in the personal computer industry, aggressive cost reduction programs are under way and few system manufacturers have been willing to add significantly to their product costs.

The pricing differential for 2.88 megabyte drives was about \$23 higher than 1.44 megabyte drives in 1992, but the differential in 1996 is expected to be only about \$9, as the special heads required drop in cost and as production quantities gradually increase. Nevertheless, the typical 1996 OEM price for 2.88 megabyte floppy drives will be about one third higher than prices for 1.44 megabyte drives, and usage will probably remain spotty. The 2.7 million 2.88 megabyte drives forecasted for 1996 will be only 4.4% of the overall microfloppy total.

Shipments of drives with capacities of .7 megabyte or less have been dropping rapidly and the average annual shipment decline for these drives is expected to be 38% during 1994-96. Unit shipments of 1.2/1.44 megabyte drives are expected to continue growing through 1996, but at a slowing pace. The portion of total microfloppy drive shipments held by 1.2/1.44 megabyte drives in 1993 is estimated at 93.1% of the product group total and is forecasted to increase slightly to 95% in 1996.

Drive heights will continue to shrink, but not as fast as previously expected. Microfloppy drives less than 1 inch high will have an increasing rate of shipment growth during the next 3 years, rising to a 16.1% increase in 1996. The growth rate for 1 inch high drives will fall from 22.1% in 1993 to an estimated 5.7% in 1996. However, by 1996 the share of overall microfloppy drive shipments held by drives less than 1 inch high will rise to only 19.5%.

In the early 1980's there was no standard for the critical height dimension for 3.5 inch drives. Following Sony's original introduction of two inch high drives in

1982, many other manufacturers settled on 1.625 inches (41.3 millimeters -- the same as 5.25 inch half high drives). While 1.625 inches became widely used, many of the same manufacturers also offered drives with 28, 30 or 32 millimeter heights. Amidst the confusion, Citizen Watch entered the microfloppy business with one inch high drives in 1984, with no immediate impact. However, during the second half of the 1980's, all significant producers of 3.5 inch drives added one inch high models, now the dominant physical configuration, and the world-wide standard for desktop personal computers.

Citizen's 1989 introduction of 3/4 inch drives again exerted a strong influence on the industry. Most of the other Japanese floppy drive manufacturers also announced 3/4 inch high drives, stimulated by the potential market in very small portable computers. Strictly speaking, 3/4 inches is 19.05 millimeters, but the 3/4 inch microfloppy drives announced to date have been in a range of 17 to 19 millimeters. Citizen's 1990 introduction of 15 millimeter high models also stimulated many competitors to announce microfloppy drives with similar height, but it is now clear that there was more to come.

Both Teac and Mitsumi Electric announced 12.7 millimeter (exactly one half inch) high drives in 1991, and half inch high drives have become a major standard in the industry, despite the introduction by a few other drive manufacturers of drives with even less height. The major market opportunities to date for 1/2 inch microfloppy drives have been notebook computers and combination 3.5/5.25 inch drive assemblies.

Technical trends

The highest development priority for manufacturers of 3.5 inch drives in recent years has been cost reduction. Intense activity has continued to result in lower costs achieved through reduction of electronic and mechanical parts counts, and through substitution of alternate materials. However, it has been more difficult to achieve the same level of improvement with 2.88 megabyte drives and with very thin drive assemblies.

The only significant potential problem for the floppy drive industry in establishing large-scale production of 2.88 megabyte drives was availability of the

multifunction head required to provide downward compatibility with .7 and 1.44 megabyte drives. But with multiple head sources established, the continuing challenge is cost reduction.

The next challenges for most manufacturers of 3.5 inch drives were packaging problems in reducing the height of the drive to meet the demand for half inch high drives -- and hold down costs at the same time. It has been very expensive and technically difficult for most manufacturers to match competition with continually smaller drive configurations. But the changes have been achievable, once production of smaller motors and other key components became available.

Many manufacturers have found it convenient to use belt drive arrangements instead of the direct drive motors common with most of today's floppy drives and preferred by the majority of system manufacturers. Several small format drives using direct drive motors have been announced, but considerable effort will probably be expended to explore various mechanical designs before an industry consensus on this point is reached.

Forecasting assumptions

1. 3.5 inch drives with heights less than 1 inch will not exceed 20% of the microfloppy shipment total for 1996, and 1.44 megabyte drives will maintain shipment dominance through 1996.
2. IBM will continue worldwide usage of 3.5 inch floppy drives with all newly introduced personal computers and will continue usage of 2.88 megabyte 3.5 inch drives on selected systems.
3. A positive growth rate for personal computers will continue through 1996.
4. The dollar/yen exchange rate will stay in the current range, and prices for noncaptive microfloppy drives will continue to decline at the forecasted rate.

TABLE 18
FLEXIBLE DISK DRIVES, MICROFLOPPIES
REVENUE SUMMARY

	-----DISK DRIVE REVENUES, BY SHIPMENT DESTINATION (\$M)-----									
	1992		1993		1994		1995		1996	
	U.S.	WW	U.S.	WW	U.S.	WW	U.S.	WW	U.S.	WW
U.S. Manufacturers										
IBM Captive	--	--	--	--	--	--	--	--	--	--
Other U.S. Captive	--	--	--	--	--	--	--	--	--	--
TOTAL U.S. CAPTIVE	--	--	--	--	--	--	--	--	--	--
PCM/Reseller	--	--	--	--	--	--	--	--	--	--
OEM/Integrator	--	--	--	--	--	--	--	--	--	--
TOTAL U.S. NONCAPTIVE	--	--	--	--	--	--	--	--	--	--
TOTAL U.S. REVENUES	--	--	--	--	--	--	--	--	--	--
Non-U.S. Manufacturers										
Captive	1.0	184.5	9.6	192.0	13.9	204.2	24.6	203.4	36.3	200.0
PCM/Reseller	135.8	227.2	129.6	231.8	118.2	214.1	122.3	220.3	125.9	225.1
OEM/Integrator	640.9	1,335.1	614.1	1,341.7	579.6	1,319.6	593.5	1,332.6	600.2	1,330.8
TOTAL NON-U.S. REVENUES	777.7	1,746.8	753.3	1,765.5	711.7	1,737.9	740.4	1,756.3	762.4	1,755.9
Worldwide Recap										
TOTAL WORLDWIDE REVENUES	777.7	1,746.8	753.3	1,765.5	711.7	1,737.9	740.4	1,756.3	762.4	1,755.9
OEM Average Price (\$000)	.040	.038	.035	.034	.030	.030	.028	.028	.026	.026

TABLE 19
FLEXIBLE DISK DRIVES, MICROFLOPPIES
UNIT SHIPMENT SUMMARY

-----DISK DRIVE UNIT SHIPMENTS, BY SHIPMENT DESTINATION (000)-----										
1992		1993		1994		1995		1996		
---Shipments---		-----Forecast-----								
U.S.	WW	U.S.	WW	U.S.	WW	U.S.	WW	U.S.	WW	

U.S. Manufacturers										

IBM Captive	--	--	--	--	--	--	--	--	--	--
Other U.S. Captive	--	--	--	--	--	--	--	--	--	--
TOTAL U.S. CAPTIVE	--	--	--	--	--	--	--	--	--	--
PCM/Reseller	--	--	--	--	--	--	--	--	--	--
OEM/Integrator	--	--	--	--	--	--	--	--	--	--
TOTAL U.S. NONCAPTIVE	--	--	--	--	--	--	--	--	--	--
TOTAL U.S. SHIPMENTS	--	--	--	--	--	--	--	--	--	--
Non-U.S. Manufacturers										

Captive	5.0	1,513.0	84.0	1,740.0	118.0	1,853.0	215.0	1,975.0	340.0	2,065.0
PCM/Reseller	3,614.0	5,941.0	3,881.0	6,825.0	3,745.0	6,790.0	4,095.0	7,395.0	4,480.0	8,040.0
OEM/Integrator	15,714.0	34,336.0	17,463.0	39,024.0	18,830.0	43,175.0	20,665.0	46,610.0	22,520.0	50,120.0
TOTAL NON-U.S. SHIPMENTS	19,333.0	41,790.0	21,428.0	47,589.0	22,693.0	51,818.0	24,975.0	55,980.0	27,340.0	60,225.0
Worldwide Recap										

TOTAL WORLDWIDE SHIPMENTS	19,333.0	41,790.0	21,428.0	47,589.0	22,693.0	51,818.0	24,975.0	55,980.0	27,340.0	60,225.0
Cumulative Shipments (Units in millions)										

IBM	--	--	--	--	--	--	--	--	--	--
Non-IBM	72.5	169.6	93.9	217.2	116.6	269.0	141.6	325.0	168.9	385.2
WORLDWIDE TOTAL	72.5	169.6	93.9	217.2	116.6	269.0	141.6	325.0	168.9	385.2

TABLE 20
FLEXIBLE DISK DRIVES, MICROFLOPPIES
WORLDWIDE REVENUES (\$M)
BREAKDOWN BY DISK DIAMETER

	1992			1993			Forecast			1995		1996	
	Revenues												
	<3.5"	3.5" SS	3.5" DS	<3.5"	3.5" SS	3.5" DS	3.5" SS	3.5" DS	3.5" DS	3.5" DS	3.5" DS	3.5" DS	
U.S. MANUFACTURERS													
TOTAL U.S. REVENUES	--	--	--	--	--	--	--	--	--	--	--	--	
NON-U.S. MANUFACTURERS													
Captive	.5	1.4	182.6	.5	1.2	190.3	1.0	203.2	203.4	200.0			
PCM/Reseller	--	--	227.2	--	--	231.8	--	214.1	220.3	225.1			
OEM/Integrator	--	--	1,335.1	--	--	1,341.7	--	1,319.6	1,332.6	1,330.8			
TOTAL NON-U.S. REVENUES	.5	1.4	1,744.9	.5	1.2	1,763.8	1.0	1,736.9	1,756.3	1,755.9			
WORLDWIDE RECAP													
Captive	.5 -94.0%	1.4 -93.9%	182.6 -9.8%	.5 --	1.2 -14.3%	190.3 +4.2%	1.0 -16.7%	203.2 +6.8%	203.4 --	200.0 -1.7%			
PCM/Reseller	-- --	-- --	227.2 +39.6%	-- --	-- --	231.8 +2.0%	-- --	214.1 -7.6%	220.3 +2.9%	225.1 +2.2%			
OEM/Integrator	-- --	-- --	1,335.1 +16.5%	-- --	-- --	1,341.7 +.5%	-- --	1,319.6 -1.6%	1,332.6 +1.0%	1,330.8 --			
Total Revenues	.5 -94.7%	1.4 -93.9%	1,744.9 +15.5%	.5 --	1.2 -14.3%	1,763.8 +1.1%	1.0 -16.7%	1,736.9 -1.5%	1,756.3 +1.1%	1,755.9 --			
ANNUAL SHARE, BY DIAMETER													
	--	.1%	99.9%	--	.1%	99.9%	.1%	99.9%	100.0%	100.0%			

TABLE 21
FLEXIBLE DISK DRIVES, MICROFLOPPIES
WORLDWIDE SHIPMENTS (000)
BREAKDOWN BY DISK DIAMETER

	1992			Forecast						
	Shipments			1993			1994		1995	1996
	<3.5"	3.5" SS	3.5" DS	<3.5"	3.5" SS	3.5" DS	3.5" SS	3.5" DS	3.5" DS	3.5" DS
U.S. MANUFACTURERS										
TOTAL U.S. SHIPMENTS	--	--	--	--	--	--	--	--	--	--
NON-U.S. MANUFACTURERS										
Captive	4.0	8.0	1,501.0	4.0	7.0	1,729.0	5.0	1,848.0	1,975.0	2,065.0
PCM/Reseller	--	--	5,941.0	--	--	6,825.0	--	6,790.0	7,395.0	8,040.0
OEM/ Integrator	--	--	34,336.0	--	--	39,024.0	--	43,175.0	46,610.0	50,120.0
TOTAL NON-U.S. SHIPMENTS	4.0	8.0	41,778.0	4.0	7.0	47,578.0	5.0	51,813.0	55,980.0	60,225.0
WORLDWIDE RECAP										
Captive	4.0 -93.3%	8.0 -96.9%	1,501.0 -3.7%	4.0 --	7.0 -12.5%	1,729.0 +15.2%	5.0 -28.6%	1,848.0 +6.9%	1,975.0 +6.9%	2,065.0 +4.6%
PCM/Reseller	-- --	-- --	5,941.0 +57.2%	-- --	-- --	6,825.0 +14.9%	-- --	6,790.0 -.5%	7,395.0 +8.9%	8,040.0 +8.7%
OEM/ Integrator	-- --	-- --	34,336.0 +26.5%	-- --	-- --	39,024.0 +13.7%	-- --	43,175.0 +10.6%	46,610.0 +8.0%	50,120.0 +7.5%
Total Shipments	4.0 -95.2%	8.0 -96.9%	41,778.0 +28.6%	4.0 --	7.0 -12.5%	47,578.0 +13.9%	5.0 -28.6%	51,813.0 +8.9%	55,980.0 +8.0%	60,225.0 +7.6%
ANNUAL SHARE, BY DIAMETER										
	--	--	100.0%	--	--	100.0%	--	100.0%	100.0%	100.0%

TABLE 22
FLEXIBLE DISK DRIVES, MICROFLOPPIES
WORLDWIDE SHIPMENTS (000)
DRIVE HEIGHT ANALYSIS

	1992 Shipments		1993		1994		Forecast 1995		1996	
	Units	%	Units	%	Units	%	Units	%	Units	%
U.S. MANUFACTURERS										
Captive Total	--		--		--		--		--	
Non-Captive Total	--		--		--		--		--	
Total U.S.	--		--		--		--		--	
NON-U.S. MANUFACTURERS										
Captive Total	1,513.0		1,740.0		1,853.0		1,975.0		2,065.0	
Less than 1 inch	1,248.0	82.6%	1,455.0	83.7%	1,570.0	84.8%	1,665.0	84.4%	1,750.0	84.8%
1 inch	253.0	16.7%	274.0	15.7%	278.0	15.0%	310.0	15.6%	315.0	15.2%
More than 1 inch	12.0	.7%	11.0	.6%	5.0	.2%	--	--	--	--
Non-Captive Total	40,277.0		45,849.0		49,965.0		54,005.0		58,160.0	
Less than 1 inch	6,744.0	16.7%	7,119.0	15.5%	7,485.0	15.0%	8,455.0	15.7%	10,000.0	17.2%
1 inch	30,599.0	76.1%	37,405.0	81.7%	42,080.0	84.3%	45,550.0	84.3%	48,160.0	82.8%
More than 1 inch	2,934.0	7.2%	1,325.0	2.8%	400.0	.7%	--	--	--	--
Total Non-U.S.	41,790.0		47,589.0		51,818.0		55,980.0		60,225.0	
Less than 1 inch	7,992.0	19.1%	8,574.0	18.0%	9,055.0	17.5%	10,120.0	18.1%	11,750.0	19.5%
1 inch	30,852.0	73.9%	37,679.0	79.3%	42,358.0	81.8%	45,860.0	81.9%	48,475.0	80.5%
More than 1 inch	2,946.0	7.0%	1,336.0	2.7%	405.0	.7%	--	--	--	--
WORLDWIDE RECAP										
Total Worldwide Shipments	41,790.0		47,589.0		51,818.0		55,980.0		60,225.0	
	+27.3%		+13.8%		+8.8%		+8.0%		+7.5%	
Less than 1 inch	7,992.0	19.1%	8,574.0	18.0%	9,055.0	17.5%	10,120.0	18.1%	11,750.0	19.5%
	+38.2%		+7.2%		+5.6%		+11.7%		+16.1%	
1 inch	30,852.0	73.9%	37,679.0	79.3%	42,358.0	81.8%	45,860.0	81.9%	48,475.0	80.5%
	+31.6%		+22.1%		+12.4%		+8.2%		+5.7%	
More than 1 inch	2,946.0	7.0%	1,336.0	2.7%	405.0	.7%	--	--	--	--
	-18.0%		-54.6%		-69.6%		--		--	

Notes: Percentage figures with plus/minus signs refer to year-to-year growth rates.

TABLE 23
FLEXIBLE DISK DRIVES, MICROFLOPPIES
WORLDWIDE SHIPMENTS (000)
DRIVE CAPACITY ANALYSIS

	1992		1993		1994		1995		1996	
	Units	%	Units	%	Units	%	Units	%	Units	%
U.S. MANUFACTURERS										
Captive Total	--		--		--		--		--	
Non-Captive Total	--		--		--		--		--	
Total U.S.	--		--		--		--		--	
NON-U.S. MANUFACTURERS										
Captive Total	1,513.0		1,740.0		1,853.0		1,975.0		2,065.0	
.7 Megabyte or Less	19.0	1.3%	16.0	.9%	8.0	.4%	--	--	--	--
1.2/1.44 Megabytes	1,494.0	98.7%	1,724.0	99.1%	1,810.0	97.8%	1,885.0	95.5%	1,950.0	94.5%
2.88 Megabytes	--	--	--	--	35.0	1.8%	90.0	4.5%	115.0	5.5%
Non-Captive Total	40,277.0		45,849.0		49,965.0		54,005.0		58,160.0	
.7 Megabyte or Less	2,712.0	6.7%	1,627.0	3.5%	795.0	1.6%	620.0	1.1%	370.0	.6%
1.2/1.44 Megabytes	36,395.0	90.5%	42,542.0	92.9%	47,120.0	94.4%	51,055.0	94.6%	55,200.0	95.0%
2.88 Megabytes	1,170.0	2.8%	1,680.0	3.6%	2,050.0	4.0%	2,330.0	4.3%	2,590.0	4.4%
Total Non-U.S.	41,790.0		47,589.0		51,818.0		55,980.0		60,225.0	
.7 Megabyte or Less	2,731.0	6.5%	1,643.0	3.5%	803.0	1.5%	620.0	1.1%	370.0	.6%
1.2/1.44 Megabytes	37,889.0	90.8%	44,266.0	93.1%	48,930.0	94.5%	52,940.0	94.7%	57,150.0	95.0%
2.88 Megabytes	1,170.0	2.7%	1,680.0	3.4%	2,085.0	4.0%	2,420.0	4.2%	2,705.0	4.4%
WORLDWIDE RECAP										
Total Worldwide Shipments	41,790.0		47,589.0		51,818.0		55,980.0		60,225.0	
	+27.3%		+13.8%		+8.8%		+8.0%		+7.5%	
.7 Megabyte or Less	2,731.0	6.5%	1,643.0	3.5%	803.0	1.5%	620.0	1.1%	370.0	.6%
	-42.3%		-39.8%		-51.1%		-22.7%		-40.3%	
1.2/1.44 Megabytes	37,889.0	90.8%	44,266.0	93.1%	48,930.0	94.5%	52,940.0	94.7%	57,150.0	95.0%
	+37.1%		+16.8%		+10.5%		+8.2%		+7.9%	
2.88 Megabytes	1,170.0	2.7%	1,680.0	3.4%	2,085.0	4.0%	2,420.0	4.2%	2,705.0	4.4%
	+162.1%		+43.5%		+24.1%		+16.0%		+11.7%	

Notes: Percentage figures with plus/minus signs refer to year-to-year growth rates.

TABLE 24
FLEXIBLE DISK DRIVES, MICROFLOPPIES
APPLICATIONS SUMMARY
Percentage of Worldwide Shipments

APPLICATION	1992 Estimate		1996 Projection	
	Units (000)	%	Units (000)	%
-----	-----	-----	-----	-----
MAINFRAME/SUPERMINI				
General purpose	--	--	--	--
MINICOMPUTERS AND				
MULTIUSER MICROS				
Business and professional, including networks	405.4	1.0	481.8	.8
PERSONAL COMPUTERS				
Business and professional, single user	37,982.9	90.9	50,468.4	83.8
OFFICE SYSTEMS				
AND WORKSTATIONS				
Dedicated application and electronic typewriters	1,813.7	4.3	2,107.9	3.5
NONOFFICE SYSTEMS				
AND WORKSTATIONS				
Technical, distribution, medical, other specialized	351.0	.8	361.4	.6
CONSUMER AND				
HOBBY COMPUTERS	1,028.0	2.5	6,624.8	11.0
OTHER				
APPLICATIONS	209.0	.5	180.7	.3
	-----	-----	-----	-----
Total	41,790.0	100.0	60,225.0	100.0

TABLE 25
FLEXIBLE DISK DRIVES, MICROFLOPPIES
MARKET SHARE SUMMARY
Worldwide Shipments of Non-Captive Disk Drives

Drive Manufacturers	1992 Net Shipments			
	To United States Destinations		Worldwide	
	Units (000)	%	Units (000)	%
Sony	5,056.0	26.2	6,156.0	15.3
Teac	2,177.0	11.3	5,860.0	14.5
Mitsumi Electric	1,800.0	9.3	4,217.0	10.5
Citizen	1,804.0	9.3	4,048.0	10.1
Matsushita Communication Ind.	745.0	3.9	3,370.0	8.4
Seiko Epson	1,761.0	9.1	2,977.0	7.4
Alps Electric	1,220.0	6.3	2,425.0	6.0
Y-E Data	782.0	4.0	2,387.0	5.9
Chinon	1,259.0	6.5	2,129.0	5.3
Mitsubishi Electric	1,314.0	6.8	1,980.0	4.9
Matsushita Electronic Comp.	--	--	1,520.0	3.8
NEC	215.0	1.1	853.0	2.1
Toshiba	747.0	3.9	747.0	1.9
Canon	225.0	1.2	650.0	1.6
Other U.S.	--	--	--	--
Other Non-U.S.	223.0	1.1	958.0	2.3
	-----	-----	-----	-----
TOTAL	19,328.0	100.0	40,277.0	100.0

FLEXIBLE DISK DRIVES, OVER 5 MEGABYTES

Coverage

Examples of flexible disk drives in this group include:

5.25" Bernoulli principle drives

Iomega

Bernoulli 20, 44, 90, 150

3.5" flexible disk drives

Insite Peripherals

I325VM

Iomega

Io20S

NEC

FD 2135, FD 1335H

Y-E Data

YD-750

All types of floppy drives with capacities over 5 megabytes have been consolidated into this section. The functional and physical characteristics of these products are varied, and are individually discussed below. Unfortunately, there has been no general industry agreement on media interchange standards, and most of the high capacity floppy drives announced to date are incapable of interchanging diskettes with drives of other manufacturers, except for the downward compatibility with lower capacity standard floppy drives claimed by manufacturers of 3.5 inch drives and the interchange agreement between Insite Peripherals and Iomega for "floptical" drives.

Iomega's Bernoulli principle drives: Iomega's drives use the Bernoulli effect to control head/disk spacing. These are high performance drives, using flexible disks in a removable rigid cartridge, and a sophisticated internal air flow system to maintain the proper position of the disk relative to the recording head. A voice coil rotary head positioning system, in conjunction with an embedded servo, provides average seek times equivalent to many rigid disk drives.

Iomega started deliveries of the original 8 inch 10 megabyte Alpha-10 in September, 1982, followed by other 8 inch models, all of which have since been discontinued. A 5 megabyte full size 5.25 inch drive was introduced in 1983, followed by a 21 megabyte half high model in 1986, a 44 megabyte version in 1989, a 90 megabyte model in 1991 and the current 150 megabyte model in late 1992.

Floptical drives: Insite Peripherals achieved quick fame in the industry by announcing its trademarked "floptical" technology, a combination of optical tracking methods with conventional magnetic recording. Insite uses a reflective servo pattern applied to the surface of standard 3.5 inch diskettes to achieve high track density (1,245 TPI), resulting in a capacity of 21 megabytes, in a 1 inch high drive with downward compatibility to .7 and 1.44 megabyte diskettes.

Since 1992, Insite has been delivering a version of the drive which provides downward read/write compatibility with .7 and 1.44 megabyte 3.5 inch drives, and which is manufactured for Insite on a contract basis by Matsushita Kotobuki Electronics. Insite also has licensed the floptical technology to Iomega, which introduced drives compatible with Insite's in 1992, using Chinon as a contract manufacturing source.

Other flexible disk drives: For several years the technology required for production of higher capacity floppy drives using conventional recording techniques has been available, and several approaches have been offered. Hitachi was the first to offer drives in this group, starting with a 6.15 megabyte 8 inch drive in 1984, followed in 1985 by a 4.15 megabyte 5.25 inch drive. Both of these drives were used only in limited applications, and only in Japan, and were phased out during the last year.

Because 3.5 inch microfloppies have become the standard floppy format for most personal computer systems, it is expected that all new activity during the next few years in the high capacity floppy drive marketplace will involve 3.5 inch drives.

During the last several years there have been several announced high capacity 3.5 inch floppy drive programs. Brier Technology announced 21 megabyte 3.5 inch drives using a unique "dual level" or "buried" recording system in which embedded servo information occupied the same position as data tracks, without reducing track capacity. The first version of the 21 megabyte Brier drive was delivered in early 1990, but after changes in ownership, and limited shipments of the drive in the personal computer add-on market, the Brier drive was phased out in 1992.

NEC delivered its 9.4 megabyte drive in August, 1988, using it with NEC systems for the domestic Japanese market, and later superseded it with a 10.18

1993 DISK/TREND REPORT

megabyte model which incorporates read and write compatibility with .7 and 1.44 megabyte diskettes. Both NEC drives employ embedded servos, and use metal powder media.

NEC and several other Japanese manufacturers have announced (and de-announced) various high capacity 3.5 inch floppy drives, including Matsushita Communication Industrial, Citizen, Y-E Data and others. However, during the last few years Japan Electronic Industry Development Association (JEIDA) has organized a standards committee to attempt to achieve common standards for 20 and 40 megabyte drives to be produced by Japanese floppy drive manufacturers. This activity was in a holding pattern during most of 1992, while the manufacturers involved pursued a "wait and see" policy, while assessing the market reception to the "floptical" drives offered by Insite and Iomega. However, NEC is now introducing a 21 megabyte drive which adheres to the JEIDA standard, and other manufacturers may follow.

Market status

DISK/TREND estimate of total market size:

<u>Worldwide sales (\$M)</u>	<u>1992</u>	<u>1993</u>	<u>1994</u>	<u>1995</u>	<u>1996</u>
U.S. manufacturers	70.6	77.9	86.6	97.9	89.9
All manufacturers	70.8	82.2	101.0	124.5	131.2

1992 and 1993 unit shipments and sales revenues for this product group are below the previously forecasted levels, despite higher than expected shipments of Iomega 5.25 inch drives, due to the weak market experienced by producers of 3.5 inch high capacity drives. 1992's total shipments of all floppy drives with capacities over 5 megabytes were 134,100 units, increasing to an estimated 192,000 in 1993. Worldwide sales revenues are expected to increase from \$70.8 million in 1992 to \$82.2 million in 1993.

Iomega's Bernoulli principle drives: Although Iomega's original 8 inch drives have long since peaked and went out of production two years ago, shipments of the firm's 5.25 inch Bernoulli drives are still growing each year. All of the 5.25 inch drives shown in this product group's revenue and shipment tables are Iomega's Bernoulli models.

1993 DISK/TREND REPORT

Iomega's Bernoulli drives compete primarily with small Winchester disk drives, removable rigid disk cartridge drives, and small erasable optical disk drives, rather than with most of the flexible disk drives available in the past, due to their capacity, performance, and pricing.

Because of the unique characteristics of its drives and lack of effective second sources, Iomega has achieved most of its sales successes through its program to sell Bernoulli Box subsystems in the personal computer add-on market with distribution through dealers. For years, Iomega's main difficulty in selling to major system manufacturers on an OEM basis has been lack of alternate sources for the company's drives. The products are unique, and system manufacturers, as always, are reluctant to take a chance on a sole-sourced disk drive of a unique design. Attempts to establish token alternate sources in Japan and the U.S. have been abortive.

Iomega's drive shipments are currently all 5.25 inch models, totaling 108,300 in 1992. Iomega has continually upgraded the range of capacities available in the 5.25 inch drive series, and the higher capacity models now dominate current shipments. The unit shipment total for 1993 is estimated at 114,000, up 5.3%.

Other flexible disk drives: Until two years ago, most of the non-Bernoulli high capacity drives produced were 5.25 inch drives previously introduced by Konica, Eastman Kodak (later sold by Verbatim), and Data Technology (now Qume). While Qume's 10 megabyte drives built most of the group's shipment momentum, they were quickly replaced by the 20 megabyte models sold by both Qume and Verbatim. But time has passed by this group of 5.25 inch drives, now out of production, and 3.5 inch drives currently provide the product group's long-term growth potential.

After numerous delays, 3.5 inch 20 megabyte floppy drives became available in volume from Insite in the first half of 1992 and from Iomega late in the year. Total 3.5 inch drive shipments were only 25,600 units in 1992, and the 1993 total is forecasted at a disappointing 78,000 drives, held down by the market's perception that pricing is too high for most applications.

The two existing U.S. manufacturers of high capacity 3.5 inch floppy drives have made arrangements for contract manufacturing of downward compatible

drives by Japanese manufacturers. The firms now prepared to produce large quantities of drives are Insite, with manufacturing by Matsushita-Kotobuki Electronics, and Insite's licensee Iomega, with manufacturing by Chinon. Potential first shipments of floppy drives under the proposed JEIDA 20 megabyte standard by Japanese drive manufacturers cooperating with the program are probably in 1994.

The future of most high capacity flexible disk drives will probably be found as backup devices used with Winchester disk drives and in applications such as data logging, in which access time is not a factor. The floptical standard has been adopted by two system manufacturers for technical workstation applications. Cartridge tape drives are the established competitor in these applications, and the new floppy drives could have a friendly reception as a tape drive replacement by end users and system OEMs, both of whom usually respond favorably to faster performance and easier system integration. The major challenge to 3.5 inch drive manufacturers will be to find ways to reduce prices as much and as fast as possible. It is clear that most of the mainstream personal computer market is not available to the existing 20 megabyte floppy drives through OEMs, due to prices several times higher than those of standard floppy drives -- leaving only specialized and high-end applications. Most of the current sales have been made in the aftermarket for add-on units.

Marketing trends

The difficulties experienced by 3.5 inch drives in this product in developing OEM markets have resulted in lower expectations for the growth potential for high capacity floppy drives in the 1994-96 period. The DISK/TREND 1996 forecast for unit shipments of all drives in this product group is 712,000 drives, an average annual growth during 1994-96 of 56.5%. Worldwide average annual sales revenue growth during the same period is forecasted at only 17.1%, reflecting the sharp price reductions expected for all drives in the group.

Most sales for high capacity 3.5 inch floppy drives are currently through the PCM/Reseller channel, responding to users' demand for improved backup for personal computer graphics, desktop publishing and other applications with capacity requirements higher than those of conventional floppy drives. Because

of the significant latent demand believed to exist for improved system backup devices, continuing PCM/Reseller growth is expected for this product group now that adequate production is available, at least for "floptical" drives. OEM/Integrator shipments, at least for technical workstations, are now starting, but the OEM market will probably be limited to workstations, high-end personal computers and specialized applications, due to the relatively high price of 3.5 inch drives in this product group compared to conventional 3.5 inch floppy drives.

Although 3.5 inch drives are expected to prevail in the high capacity floppy drive market, there will be many challenges along the way. The most important of these is the lack of a consensus in the industry on just what formats should be used. The Insite "floptical" standard is currently in the lead, reinforced by two credible drive manufacturing organizations and major media manufacturers.

The leading Japanese floppy drive manufacturers are currently observing the market response to the "floptical" program, now that large-scale production is available. So far, the response is mixed. Several manufacturers are still watching the situation, but a more tangible program is emerging. There has been a rebirth of interest in the JEIDA standards committee assigned to develop a high capacity floppy standard, and NEC is introducing a 21 megabyte drive using metal powder media, conforming to the JEIDA standard, and which is not compatible with the "floptical" drives. If the early reaction to this program is promising, other Japanese floppy drive manufacturers will probably follow.

In the meantime, 5.25 inch Bernoulli drives are still expected to grow in shipments for the next two years, although at a much lower level than 3.5 inch drives. Iomega adopted an aggressive price strategy in 1993, which is helping the firm to maintain its current market position, and the peak for 5.25 inch drives is not expected until 1995, at 130,000 units. Iomega's 150 megabyte drives introduced in late 1992 have been well received and are expected to quickly become the 5.25 inch shipment leader.

Technology trends

The major product development challenges in this product group during the remainder of the 1990's will be to increase capacity and lower product cost. If high capacity floppy drives are to achieve prominence in data storage markets,

they must offer sufficient capacity to be useful with interchange of graphics and other applications, and they must provide aggressive price competition to tape cartridge drives, removable hard disk drives and erasable optical disk drives.

Since the 3.5 inch form factor for data storage products in this class is clearly destined to prevail, the development task will be to increase capacities beyond the 20 megabytes now available and to achieve the design simplification required for low manufacturing cost.

Insite Peripherals' optical tracking method is perhaps the most innovative approach, with obvious potential for greater capacity and low manufacturing costs. Insite's reflective servo pattern is imprinted on the diskette as part of the media manufacturing process, and potentially will increase the media manufacturing cost only slightly when high shipment levels are achieved. Japanese drive manufacturers cooperating with the JEIDA standards activity hope to achieve a simpler design using metal powder media, with a lower manufacturing cost. None of the above product designs provide for media interchange except among drives of the same type, plus 1 and 2 megabyte 3.5 inch drives.

None of the interesting technical developments in this field will see wide application unless producible at low cost. This is not going to be easy, since these drives will require sophisticated head positioning systems, multifunction heads, high density encoding schemes, error correction capability, high reliability and embedded controllers. Furthermore, the media must be priced low enough to avoid buyer resistance, while still offering long life, adequate durability and easy handling. It's definitely a difficult development task, but without low costs these drives will occupy only a small market niche.

Forecasting assumptions

1. Volume production of 3.5 inch high capacity drives from multiple vendors will continue to be available in 1994-96 period.
2. Due to relatively high prices compared to 1.44 megabyte floppy drives, OEM adoptions of 3.5 inch high capacity floppy drives will be confined to technical workstations, high-end personal computers and specialized applications during the 1994-96 period.
3. Shipments of 5.25 inch Bernoulli drives will peak in 1995.

TABLE 26
FLEXIBLE DISK DRIVES, OVER 5 MEGABYTES
REVENUE SUMMARY

	-----DISK DRIVE REVENUES, BY SHIPMENT DESTINATION (\$M)-----									
	1992		1993		1994		1995		1996	
	U.S.	WW	U.S.	WW	U.S.	WW	U.S.	WW	U.S.	WW
U.S. Manufacturers										
IBM Captive	--	--	--	--	--	--	--	--	--	--
Other U.S. Captive	--	--	--	--	--	--	--	--	--	--
TOTAL U.S. CAPTIVE	--	--	--	--	--	--	--	--	--	--
PCM/Reseller	48.5	67.9	52.5	71.9	52.4	78.3	53.8	80.0	43.1	66.2
OEM/Integrator	2.0	2.7	4.5	6.0	6.4	8.3	13.5	17.9	18.1	23.7
TOTAL U.S. NONCAPTIVE	50.5	70.6	57.0	77.9	58.8	86.6	67.3	97.9	61.2	89.9
TOTAL U.S. REVENUES	50.5	70.6	57.0	77.9	58.8	86.6	67.3	97.9	61.2	89.9
Non-U.S. Manufacturers										
Captive	--	.1	--	--	--	7.2	2.2	10.9	5.6	18.7
PCM/Reseller	--	--	.6	2.1	.5	2.4	2.7	6.3	5.3	11.3
OEM/Integrator	.1	.1	1.8	2.2	3.2	4.8	6.5	9.4	7.5	11.3
TOTAL NON-U.S. REVENUES	.1	.2	2.4	4.3	3.7	14.4	11.4	26.6	18.4	41.3
Worldwide Recap										
TOTAL WORLDWIDE REVENUES	50.6	70.8	59.4	82.2	62.5	101.0	78.7	124.5	79.6	131.2
OEM Average Price (\$000)	.456	.466	.315	.328	.188	.189	.158	.160	.135	.136

TABLE 27
FLEXIBLE DISK DRIVES, OVER 5 MEGABYTES
UNIT SHIPMENT SUMMARY

	-----DISK DRIVE UNIT SHIPMENTS, BY SHIPMENT DESTINATION (000)-----									
	1992		1993		1994		1995		1996	
	U.S.	WW	U.S.	WW	U.S.	WW	U.S.	WW	U.S.	WW
U.S. Manufacturers										
IBM Captive	--	--	--	--	--	--	--	--	--	--
Other U.S. Captive	--	--	--	--	--	--	--	--	--	--
TOTAL U.S. CAPTIVE	--	--	--	--	--	--	--	--	--	--
PCM/Reseller	87.6	128.0	105.0	160.0	155.0	265.0	195.0	325.0	195.0	330.0
OEM/Integrator	4.0	5.3	11.0	14.0	31.0	39.0	81.0	105.0	129.0	167.0
TOTAL U.S. NONCAPTIVE	91.6	133.3	116.0	174.0	186.0	304.0	276.0	430.0	324.0	497.0
TOTAL U.S. SHIPMENTS	91.6	133.3	116.0	174.0	186.0	304.0	276.0	430.0	324.0	497.0
Non-U.S. Manufacturers										
Captive	--	.1	--	--	--	15.0	5.0	25.0	15.0	50.0
PCM/Reseller	--	--	2.0	7.0	2.0	10.0	15.0	35.0	35.0	75.0
OEM/Integrator	.6	.7	9.0	11.0	20.0	30.0	45.0	65.0	60.0	90.0
TOTAL NON-U.S. SHIPMENTS	.6	.8	11.0	18.0	22.0	55.0	65.0	125.0	110.0	215.0
Worldwide Recap										
TOTAL WORLDWIDE SHIPMENTS	92.2	134.1	127.0	192.0	208.0	359.0	341.0	555.0	434.0	712.0
Cumulative Shipments (Units in thousands)										
IBM	--	--	--	--	--	--	--	--	--	--
Non-IBM	728.5	922.3	855.5	1,114.3	1,063.5	1,473.3	1,404.5	2,028.3	1,838.5	2,740.3
WORLDWIDE TOTAL	728.5	922.3	855.5	1,114.3	1,063.5	1,473.3	1,404.5	2,028.3	1,838.5	2,740.3

TABLE 28
FLEXIBLE DISK DRIVES, OVER 5 MEGABYTES
WORLDWIDE REVENUES (\$M)
BREAKDOWN BY DISK DIAMETER

	1992			1993		1994		Forecast		1995		1996	
	3.5"	5.25"	8"	3.5"	5.25"	3.5"	5.25"	3.5"	5.25"	3.5"	5.25"	3.5"	5.25"
U.S. MANUFACTURERS													
PCM/Reseller	6.1	61.8	--	12.0	59.9	25.2	53.1	31.2	48.8	32.9	33.3		
OEM/Integrator	--	2.7	--	1.3	4.7	5.2	3.1	14.7	3.2	21.6	2.1		
TOTAL U.S. REVENUES	6.1	64.5	--	13.3	64.6	30.4	56.2	45.9	52.0	54.5	35.4		
NON-U.S. MANUFACTURERS													
Captive	--	--	.1	--	--	7.2	--	10.9	--	18.7	--		
PCM/Reseller	--	--	--	2.1	--	2.4	--	6.3	--	11.3	--		
OEM/Integrator	.1	--	--	2.2	--	4.8	--	9.4	--	11.3	--		
TOTAL NON-U.S. REVENUES	.1	--	.1	4.3	--	14.4	--	26.6	--	41.3	--		
WORLDWIDE RECAP													
Captive	--	--	.1	--	--	7.2	--	10.9	--	18.7	--		
	--	--	-66.7%	--	--	--	--	+51.4%	--	+71.6%	--		
PCM/Reseller	6.1	61.8	--	14.1	59.9	27.6	53.1	37.5	48.8	44.2	33.3		
	+144.0%	-4.9%	--	+131.1%	-3.1%	+95.7%	-11.4%	+35.9%	-8.1%	+17.9%	-31.8%		
OEM/Integrator	.1	2.7	--	3.5	4.7	10.0	3.1	24.1	3.2	32.9	2.1		
	-50.0%	-27.0%	--	--	+74.1%	+185.7%	-34.0%	+141.0%	+3.2%	+36.5%	-34.4%		
Total Revenues	6.2	64.5	.1	17.6	64.6	44.8	56.2	72.5	52.0	95.8	35.4		
	+129.6%	-6.1%	-93.3%	+183.9%	+2%	+154.5%	-13.0%	+61.8%	-7.5%	+32.1%	-31.9%		
ANNUAL SHARE, BY DIAMETER													
	8.8%	91.2%	--	21.4%	78.6%	44.5%	55.5%	58.3%	41.7%	73.1%	26.9%		

TABLE 29
FLEXIBLE DISK DRIVES, OVER 5 MEGABYTES
WORLDWIDE SHIPMENTS (000)
BREAKDOWN BY DISK DIAMETER

	1992 Shipments			1993		1994		Forecast 1995		1996	
	3.5"	5.25"	8"	3.5"	5.25"	3.5"	5.25"	3.5"	5.25"	3.5"	5.25"
U.S. MANUFACTURERS											
PCM/Reseller	25.0	103.0	--	53.0	107.0	140.0	125.0	195.0	130.0	235.0	95.0
OEM/Integrator	--	5.3	--	7.0	7.0	30.0	9.0	95.0	10.0	160.0	7.0
TOTAL U.S. SHIPMENTS	25.0	108.3	--	60.0	114.0	170.0	134.0	290.0	140.0	395.0	102.0
NON-U.S. MANUFACTURERS											
Captive	--	--	.1	--	--	15.0	--	25.0	--	50.0	--
PCM/Reseller	--	--	--	7.0	--	10.0	--	35.0	--	75.0	--
OEM/Integrator	.6	--	.1	11.0	--	30.0	--	65.0	--	90.0	--
TOTAL NON-U.S. SHIPMENTS	.6	--	.2	18.0	--	55.0	--	125.0	--	215.0	--
WORLDWIDE RECAP											
Captive	--	--	.1	--	--	15.0	--	25.0	--	50.0	--
	--	--	-66.7%	--	--	--	--	+66.7%	--	+100.0%	--
PCM/Reseller	25.0	103.0	--	60.0	107.0	150.0	125.0	230.0	130.0	310.0	95.0
	+177.8%	+26.2%	--	+140.0%	+3.9%	+150.0%	+16.8%	+53.3%	+4.0%	+34.8%	-26.9%
OEM/Integrator	.6	5.3	.1	18.0	7.0	60.0	9.0	160.0	10.0	250.0	7.0
	-45.5%	-20.9%	-50.0%	--	+32.1%	+233.3%	+28.6%	+166.7%	+11.1%	+56.3%	-30.0%
Total Shipments	25.6	108.3	.2	78.0	114.0	225.0	134.0	415.0	140.0	610.0	102.0
	+153.5%	+22.7%	-84.6%	+204.7%	+5.3%	+188.5%	+17.5%	+84.4%	+4.5%	+47.0%	-27.1%
ANNUAL SHARE, BY DIAMETER											
	19.1%	80.9%	--	40.7%	59.3%	62.8%	37.2%	74.9%	25.1%	85.8%	14.2%

TABLE 30
FLEXIBLE DISK DRIVES, OVER 5 MEGABYTES

APPLICATIONS SUMMARY
Percentage of Worldwide Shipments

APPLICATION	1992 Estimate		1996 Projection	
	Units (000)	%	Units (000)	%
-----	-----	-----	-----	-----
MAINFRAME/SUPERMINI				
General purpose	--	--	--	--
MINICOMPUTERS AND				
MULTIUSER MICROS				
Business and professional, including networks	5.9	4.4	7.1	1.0
PERSONAL COMPUTERS				
Business and professional, single user	115.2	85.9	662.2	93.0
OFFICE SYSTEMS				
AND WORKSTATIONS				
Dedicated application and electronic typewriters	3.8	2.8	3.6	.5
NONOFFICE SYSTEMS				
AND WORKSTATIONS				
Technical, distribution, medical, other specialized	9.2	6.9	24.9	3.5
CONSUMER AND				
HOBBY COMPUTERS	--	--	14.2	2.0
OTHER				
APPLICATIONS	--	--	--	--
	-----	-----	-----	-----
Total	134.1	100.0	712.0	100.0

TABLE 31

FLEXIBLE DISK DRIVES, OVER 5 MEGABYTES

MARKET SHARE SUMMARY
Worldwide Shipments of Non-Captive Disk Drives

Drive Manufacturers	1992 Net Shipments			
	To United States Destinations		Worldwide	
	Units (000)	%	Units (000)	%
Iomega	85.1	92.3	115.3	86.0
Other U.S.	6.5	7.0	18.0	13.4
Other Non-U.S.	.6	.7	.7	.6
	-----	-----	-----	-----
TOTAL	92.2	100.0	134.0	100.0

FLEXIBLE DISK DRIVE SPECIFICATIONS

Coverage

The product specification section of this report includes most flexible disk drives intended for computer data storage which are now in production or announced, arranged alphabetically by manufacturer.

Specifications of drive models sold by computer system manufacturers but purchased on an OEM basis from others have been included in a few cases for clarity. Not listed in most cases are captive drives which are similar to OEM models made by the same manufacturer. In some cases, drives made by one drive manufacturer and resold by another drive manufacturer have been included for identification purposes.

Capacities

Starting with the previous edition of the DISK/TREND Report, formatted capacities have been shown for most flexible disk drives, to be consistent with the disk drive industry's trend to identify all drives by formatted capacities. Previously, unformatted capacities were used with most drives, but the movement to embedded controllers in rigid disk drives and high capacity floppy drives has meant that many drives are now specified in formatted capacities, and most users normally identify floppy drives by formatted capacities.

Capacities are listed as "U" for unformatted or "F" for formatted. All capacities are per spindle. For DISK/TREND purposes, one spindle consists of the disk drive mechanism required to utilize a single flexible disk. When more than one figure is given in the specifications for "Total capacity", the highest number is usually the maximum capacity for which the drive is designed. The lower capacity levels also shown indicate the additional densities at which the drive is designed to operate, which in some cases require setting switches on the drive.

Accuracy

All information has been cross-checked for accuracy. However, it is anticipated that some errors may be included, since many manufacturers' published

specifications do not cover all of the items listed, and numerous verbal inquiries were necessary. Your corrections will be most welcome and will be included in the next edition.

DISK/TREND product groups

In most cases the product groups used for individual drives are clear, but a few arbitrary decisions have been made. Please note that all drives with capacities over 5 megabytes have been placed in the high capacity group, regardless of disk diameter.

1993 DISK/TREND product groups for flexible disk drives

<u>Group number</u>	<u>Drives included</u>
13.	Flexible disk drives, 8 inch
14.	Flexible disk drives, 5.25 inch
15.	Flexible disk drives, microfloppies
16.	Flexible disk drives, over 5 megabytes

MANUFACTURER	ALPS ELECTRIC	ALPS ELECTRIC	ALPS ELECTRIC	ALPS ELECTRIC	ALPS ELECTRIC
DRIVE					
	DF 324H	DF 324N	DF 328N	DFR 423	DFR 643
DISK/TREND GROUP	15	15	15	15	15
MARKET	OEM	OEM	OEM	OEM	OEM
MEDIA: Nominal disk diameter	3.5"	3.5"	3.5"	3.5"	3.5"
Recording medium	High Density Oxide Coated	High Density Oxide Coated	Barium Ferrite	Oxide Coated	High Density Oxide Coated
CAPACITY/RECORDING DENSITY					
Total capacity (Mbytes)	F: .7/1.4	F: .7/1.2/1.4	F: .7/1.2/1.4/ 2.88	F: .7	F: .7/1.2
Capacity per track (Bytes)	F: 4,608/9,216	F: 4,608/7,680/ 9,216	F: 4,608/7,680/ 9,216/18,432	F: 4,608	F: 4,608/7,680
Data surfaces per spindle	2	2	2	2	2
Tracks per surface	80	80/77/80	80/77/80/80	80	80/77
Track density (TPI)	135	135	135	135	135
Maximum linear density (BPI)	8717/17434	8717/14184/ 17434	8717/14184/ 17434/34868	8717	8717/14184
Rotational speed (RPM)	300	300/360/300	300/360/300/300	300	360
PERFORMANCE					
Actuator type	Lead Screw, Stepping Motor	Lead Screw, Stepping Motor	Lead Screw, Stepping Motor	Lead Screw, Stepping Motor	Lead Screw, Stepping Motor
POSITIONING: Track to track(msec)	3	3	3	3	3
Settling time (msec)	15	15	15	15	15
Head load time(msec)	Continuous Contact	Continuous Contact	Continuous Contact	Continuous Contact	Continuous Contact
Average rotational delay (msec)	100	100/83.3	100/83.3	100	83.3
Data transfer rate (KBytes/sec)	31.25/62.5	31.25/62.5	31.25/62.5/125	31.25	37.5/62.5
SIZE (Inches: H x W x D)	.48 x 3.8 x 5.0	.48 x 3.8 x 5.0	.48 x 3.8 x 5.0	1.0 x 4.0 x 5.7	1.0 x 4.0 x 5.7
FIRST CUSTOMER SHIPMENT	4/92	5/92	11/92	5/90	5/90
COMMENTS	Direct drive	Direct drive	Direct drive	Direct drive	Direct drive

1993 DISK/TREND REPORT

MANUFACTURER	ALPS ELECTRIC	ALPS ELECTRIC	ALPS ELECTRIC	ALPS ELECTRIC	ALPS ELECTRIC
DRIVE					
	DFR 683	DFR 723	DFR 783	DFR 823	DFR 883
DISK/TREND GROUP	15	15	15	15	15
MARKET	OEM	OEM	OEM	OEM	OEM
MEDIA: Nominal disk diameter	3.5"	3.5"	3.5"	3.5"	3.5"
Recording medium	High Density Oxide Coated	High Density Oxide Coated	High Density Oxide Coated	Barium Ferrite	Barium Ferrite
CAPACITY/RECORDING DENSITY					
Total capacity (Mbytes)	F: .7/1.2	F: .7/1.4	F: .7/1.2/1.4	F: .7/1.4/2.88	F: .7/1.2/1.4/ 2.88
Capacity per track (Bytes)	F: 4,608/7,680	F: 4,608/9,216	F: 4,608/7,680/ 9,216	F: 4,608/9,216/ 18,432	F: 4,608/7,680/ 9,216/18,432
Data surfaces per spindle	2	2	2	2	2
Tracks per surface	80/77	80	80/77/80	80	80/77/80/80
Track density (TPI)	135	135	135	135	135
Maximum linear density (BPI)	8717/14184	8717/17434	8717/14184/ 17434	8717/17434/ 34868	8717/14184/ 17434/34868
Rotational speed (RPM)	300/360	300	300/360/300	300	300/360/300/300
PERFORMANCE					
Actuator type	Lead Screw, Stepping Motor	Lead Screw, Stepping Motor	Lead Screw, Stepping Motor	Lead Screw, Stepping Motor	Lead Screw, Stepping Motor
POSITIONING: Track to track(msec)	3	3	3	3	3
Settling time (msec)	15	15	15	15	15
Head load time(msec)	Continuous Contact	Continuous Contact	Continuous Contact	Continuous Contact	Continuous Contact
Average rotational delay (msec)	100/83.3	100	100/83.3	100/83.3	100/83.3
Data transfer rate (KBytes/sec)	31.25/62.5	31.25/62.5	31.25/62.5	31.25/62.5/125	31.25/62.5/125
SIZE (Inches: H x W x D)	1.0 x 4.0 x 5.7	1.0 x 4.0 x 5.7	1.0 x 4.0 x 5.7	1.0 x 4.0 x 5.7	1.0 x 4.0 x 5.7
FIRST CUSTOMER SHIPMENT	5/90	5/90	5/90	8/90	4/92
COMMENTS	Direct drive	Direct drive	Direct drive	Direct drive	Direct drive

MANUFACTURER	BROTHER	BROTHER	CANON	CANON	CANON
DRIVE	FB 015 FB 400	FB 100	MD 5501	MD 3541	MD 3551
DISK/TREND GROUP	15	15	14	15	15
MARKET	Captive, OEM	Captive	OEM	OEM	OEM
MEDIA: Nominal disk diameter	3.5"	3.5"	5.25"	3.5"	3.5"
Recording medium	Oxide Coated	Oxide Coated	High Density Oxide Coated	High Density Oxide Coated	High Density Oxide Coated
CAPACITY/RECORDING DENSITY					
Total capacity (Mbytes)	F: .240	F: .1024	F: .7/1.2	F: .7/1.2	F: .7/1.2
Capacity per track (Bytes)	F:	F: 2,560	F: 4,608/7,680	F: 4,608/7,680	F: 4,608/7,680
Data surfaces per spindle	1	1	2	2	2
Tracks per surface	78	40	80/77	80	80
Track density (TPI)	135	67.5	96	135	135
Maximum linear density (BPI)	5180	4064	5922/9646	8717/14527	8717/14527
Rotational speed (RPM)	300	300	360	360	360
PERFORMANCE					
Actuator type	Lead Screw, Stepping Motor	Band, Stepping Motor	Lead Screw, Stepping Motor	Lead Screw, Stepping Motor	Lead Screw, Stepping Motor
POSITIONING: Track to track(msec)	20	60	3	3	3
Settling time (msec)	10	20	15	15	15
Head load time(msec)	Continuous Contact	Continuous Contact	Continuous Contact	Continuous Contact	Continuous Contact
Average rotational delay (msec)	100	100	83.3	83.3	83.3
Data transfer rate (KBytes/sec)	19.50	15.63	31.25/62.5	37.5/62.5	37.5/62.5
SIZE (Inches: H x W x D)	1.0 x 4.06 x 6.69	2.16 x 5.1 x 6.5	1.06 x 5.75 x 7.8	.77 x 4.0 x 5.1	.61 x 3.78 x 5.12
FIRST CUSTOMER SHIPMENT	10/87	1984	7/86	4/90	1991
COMMENTS	FB 400 is kit for typewriter GCR encoded	Used in knitting machines			

1993 DISK/TREND REPORT

MANUFACTURER	CANON	CANON	CANON	CHINON	CHINON
DRIVE					
	MD 3641	MD 3651	MD 3661	FR-506	FZ-502
DISK/TREND GROUP	15	15	15	14	14
MARKET	OEM	OEM	OEM	OEM	OEM
MEDIA: Nominal disk diameter	3.5"	3.5"	3.5"	5.25"	5.25"
Recording medium	High Density Oxide Coated	High Density Oxide Coated	High Density Oxide Coated	Oxide Coated	Oxide Coated
CAPACITY/RECORDING DENSITY					
Total capacity (Mbytes)	F: .7/1.4	F: .7/1.4	F: .7/1.2	F: .7/1.2	F: .180/.360
Capacity per track (Bytes)	F: 4,608/9,216	F: 4,608/9,216	F: 4,608/7,680	F: 4,608/7,680	F: 2,304/4,608
Data surfaces per spindle	2	2	2	2	2
Tracks per surface	80	80	80	80	40
Track density (TPI)	135	135	135	96	48
Maximum linear density (BPI)	8717/17434	8717/17434	8717/14527	5922/9870	2938/5876
Rotational speed (RPM)	300	300	360	300/360	300
PERFORMANCE					
Actuator type	Lead Screw, Stepping Motor	Lead Screw, Stepping Motor	Lead Screw, Stepping Motor	Lead Screw, Stepping Motor	Band, Stepping Motor
POSITIONING: Track to track(msec)	3	3	3	3	5
Settling time (msec)	15	15	15	15	20
Head load time(msec)	Continuous Contact	Continuous Contact	Continuous Contact	Continuous Contact	Continuous Contact
Average rotational delay (msec)	100	100	83.3	100/83.3	100
Data transfer rate (KBytes/sec)	31.25/62.5	31.25/62.5	37.5/62.5	37.5/62.5	15.63/31.25
SIZE (Inches: H x W x D)	.77 x 4.0 x 5.1	.61 x 3.78 x 5.12	.61 x 4.0 x 4.25	1.625 x 5.75 x 7.6	1.625 x 5.75 x 7.6
FIRST CUSTOMER SHIPMENT	4/90	1991	5/92	1091	3/87
COMMENTS	Direct drive motor				

MANUFACTURER	CHINON	CHINON	CHINON	CHINON	CHINON
DRIVE	FZ-506	FP-357	FT-357	FZ-354 FZ-354I FZ-354IS	FZ-357 FZ-357I FZ-357IS
DISK/TREND GROUP	14	15	15	15	15
MARKET	OEM	OEM	OEM	OEM	OEM
MEDIA: Nominal disk diameter	5.25"	3.5"	3.5"	3.5"	3.5"
Recording medium	Oxide Coated	High Density Oxide Coated	High Density Oxide Coated	High Density Oxide Coated	High Density Oxide Coated
CAPACITY/RECORDING DENSITY					
Total capacity (Mbytes)	F: .7/1.2	F: .7/1.4	F: .7/1.4	F: .360/.7	F: .7/1.4
Capacity per track (Bytes)	F: 4,608/7,680	F: 4,608/9,216	F: 4,608/9,216	F: 2,304/4,608	F: 4,608/9,216
Data surfaces per spindle	2	2	2	2	2
Tracks per surface	80	80	80	80	80
Track density (TPI)	96	135	135	135	135
Maximum linear density (BPI)	5922/9870	8717/17434	8717/17434	4359/8717	8717/17434
Rotational speed (RPM)	300/360	300	300	300	300
PERFORMANCE					
Actuator type	Band, Stepping Motor	Lead Screw, Stepping Motor	Lead Screw, Stepping Motor	Lead Screw, Stepping Motor	Lead Screw, Stepping Motor
POSITIONING: Track to track(msec)	3	3	3	3	3
Settling time (msec)	15	15	15	15	15
Head load time(msec)	Continuous Contact	Continuous Contact	Continuous Contact	Continuous Contact	Continuous Contact
Average rotational delay (msec)	100/83.3	100	100	100	100
Data transfer rate (KBytes/sec)	37.5/62.5	31.25/62.5	31.25/62.5	15.65/31.25	31.25/62.5
SIZE (Inches: H x W x D)	1.625 x 5.75 x 7.6	0.5 x 4.0 x 5.11	.67 x 4.0 x 5.1	1.0 x 4.0 x 5.11	1.0 x 4.0 x 5.11
FIRST CUSTOMER SHIPMENT	4/87	2Q93	2Q91	1Q90	1Q90
COMMENTS				FZ-354I and FZ-354IS in 5.25" frame	FZ-357I and FZ-357IS in 5.25" frame

1993 DISK/TREND REPORT

MANUFACTURER	CHINON	CITIZEN	CITIZEN	CITIZEN	CITIZEN
DRIVE					
	FZ-358	OSDA	OSDB	OSDC	OSDD
DISK/TREND GROUP	15	15	15	15	15
MARKET	OEM	OEM	OEM	OEM	OEM
MEDIA: Nominal disk diameter	3.5"	3.5"	3.5"	3.5"	3.5"
Recording medium	Barium Ferrite	High Density Oxide Coated	High Density Oxide Coated	High Density Oxide Coated	High Density Oxide Coated
CAPACITY/RECORDING DENSITY					
Total capacity (Mbytes)	F: .7/1.4/2.88	F: .7/1.4	F: .7/1.2	F: .7	F: .7
Capacity per track (Bytes)	F: 4,608/9,216/ 18,432	F: 4,608/9,216	F: 4,608/7,680	F: 4,608	F: 4,608
Data surfaces per spindle	2	2	2	2	2
Tracks per surface	80	80	80/77	80	80
Track density (TPI)	135	135	135	135	135
Maximum linear density (BPI)	8717/17434/ 34868	8717/17434	8717/14184	8717	8717
Rotational speed (RPM)	300	300	300/360	300	300
PERFORMANCE					
Actuator type	Lead Screw, Stepping Motor	Lead Screw, Stepping Motor	Lead Screw, Stepping Motor	Lead Screw, Stepping Motor	Lead Screw, Stepping Motor
POSITIONING: Track to track(msec)	3	3	3	3	6
Settling time (msec)	15	15	15	15	15
Head load time(msec)	Continuous Contact	Continuous Contact	Continuous Contact	Continuous Contact	Continuous Contact
Average rotational delay (msec)	100	100	100/83.3	100	100
Data transfer rate (KBytes/sec)	31.25/62.5/125	31.25/62.5	31.25/62.5	31.25	31.25
SIZE (Inches: H x W x D)	1.0 x 4.0 x 5.9	1.0 x 4.0 x 5.9	1.0 x 4.0 x 5.9	1.0 x 4.0 x 5.9	1.0 x 4.0 x 5.9
FIRST CUSTOMER SHIPMENT	2Q91	4Q87	4Q87	4Q87	4Q87
COMMENTS					

MANUFACTURER	CITIZEN	CITIZEN	CITIZEN	CITIZEN	CITIZEN
DRIVE				V1DA V2DA V3DA	V1DB V2DB V3DB
	OSDE	OSDF	OSDG		
DISK/TREND GROUP	15	15	15	15	15
MARKET	OEM	OEM	OEM	OEM	OEM
MEDIA: Nominal disk diameter	3.5"	3.5"	3.5"	3.5"	3.5"
Recording medium	High Density Oxide Coated	Barium Ferrite	Barium Ferrite	High Density Oxide Coated	High Density Oxide Coated
CAPACITY/RECORDING DENSITY					
Total capacity (Mbytes)	F: .7/1.2/1.4	F: .7/1.4/2.88	F: .7/1.2/2.88	F: .7/1.4	F: .7/1.2
Capacity per track (Bytes)	F: 4,608/9,216	F: 4,608/18,432	F: 4,608/18,432	F: 4,608/9,216	F: 4,608/7,680
Data surfaces per spindle	2	2	2	2	2
Tracks per surface	80/77	80	80/77	80	80
Track density (TPI)	135	135	135	135	135
Maximum linear density (BPI)	8717/17434	8717/17434/ 34868	8717/14184/ 34868	8717/17434	8717/14184
Rotational speed (RPM)	300	300	300/360	300	300/360
PERFORMANCE					
Actuator type	Lead Screw, Stepping Motor	Lead Screw, Stepping Motor	Lead Screw, Stepping Motor	Lead Screw, Stepping Motor	Lead Screw, Stepping Motor
POSITIONING: Track to track(msec)	3	3	3	3	3
Settling time (msec)	15	15	15	15	15
Head load time(msec)	Continuous Contact	Continuous Contact	Continuous Contact	Continuous Contact	Continuous Contact
Average rotational delay (msec)	100	100	100/83.3	100	100/83.3
Data transfer rate (KBytes/sec)	31.25/62.5	31.25/62.5/125	31.25/62.5/125	31.25/62.5	31.25/62.5
SIZE (Inches: H x W x D)	1.0 x 4.0 x 5.9	1.0 x 4.0 x 5.9	1.0 x 4.0 x 5.9	.59 x 3.8 x 5.1	.59 x 3.8 x 5.1
FIRST CUSTOMER SHIPMENT	4Q89	4Q90	4Q90	2Q91	2Q91
COMMENTS				V3DA is 3 volt model	V3DB is 3 volt model

1993 DISK/TREND REPORT

MANUFACTURER	CITIZEN	CITIZEN	CITIZEN	CITIZEN	CITIZEN
DRIVE	V1DC V2DC V3DC	V1DE V2DE V3DE	W1DA W3DA	W1DB W3DB	W1DE W3DE
DISK/TREND GROUP	15	15	15	15	15
MARKET	OEM	OEM	OEM	OEM	OEM
MEDIA: Nominal disk diameter	3.5"	3.5"	3.5"	3.5"	3.5"
Recording medium	High Density Oxide Coated	High Density Oxide Coated	High Density Oxide Coated	High Density Oxide Coated	High Density Oxide Coated
CAPACITY/RECORDING DENSITY					
Total capacity (Mbytes)	F: .7	F: .7/1.2/1.4	F: .7/1.4	F: .7/1.2	F: .7/1.2/1.4
Capacity per track (Bytes)	F: 4,608	F: 4,608/9,216	F: 4,608/9,216	F: 4,608/7,680	F: 4,608/9,216
Data surfaces per spindle	2	2	2	2	2
Tracks per surface	80	80/77/80	80	80	80/77/80
Track density (TPI)	135	135	135	135	135
Maximum linear density (BPI)	8717	8717/17434	8717/17434	8717/14184	8717/17434
Rotational speed (RPM)	300	300/360	300	300/360	300/360
PERFORMANCE					
Actuator type	Lead Screw, Stepping Motor	Lead Screw, Stepping Motor	Lead Screw, Stepping Motor	Lead Screw, Stepping Motor	Lead Screw, Stepping Motor
POSITIONING: Track to track(msec)	3	3	3	3	3
Settling time (msec)	15	15	15	15	15
Head load time(msec)	Continuous Contact	Continuous Contact	Continuous Contact	Continuous Contact	Continuous Contact
Average rotational delay (msec)	100	100/83.3	100	100/83.3	100/83.3
Data transfer rate (KBytes/sec)	31.25	31.25/62.5	31.25/62.5	31.25/62.5	31.25/62.5
SIZE (Inches: H x W x D)	.59 x 3.8 x 5.1	.59 x 3.8 x 5.1	.43 x 3.8 x 4.6	.43 x 3.8 x 4.6	.43 x 3.8 x 4.6
FIRST CUSTOMER SHIPMENT	2Q91	2Q91	2Q93	2Q93	2Q93
COMMENTS	V3DC is 3 volt model	V3DE is 3 volt model	W3DA is 3 volt model	W3DB is 3 volt model	W3DE is 3 volt model

MANUFACTURER	ERGO	HYUNDAI ELECTRONICS	HYUNDAI ELECTRONICS	INSITE PERIPHERALS	OMEGA
DRIVE	MD-21 MD-22	HMF-341	HMF-361	I325VM	Io20S
DISK/TREND GROUP	15	15	15	16	16
MARKET	Captive, OEM	Captive, OEM	Captive, OEM	OEM	OEM
MEDIA: Nominal disk diameter	3.5"	3.5"	3.5"	3.5"	3.5"
Recording medium	High Density Oxide Coated	High Density Oxide Coated	Barium Ferrite	Barium Ferrite	Barium Ferrite
CAPACITY/RECORDING DENSITY					
Total capacity (Mbytes)	F: .7/1.4	F: .7/1.4	F: 2.88	F: 21	F: 20.8
Capacity per track (Bytes)	F: 4,608/9,216	F: 4,608/9,216	F: 4,608/9,216 18,432	F: 13,824	F: 13,824
Data surfaces per spindle	2	2	2	2	2
Tracks per surface	80	80	80	753	765
Track density (TPI)	135	135	135	1245	1245
Maximum linear density (BPI)	8717/17434	8717/17434	8717/17434/ 34868	23980 BPI* 17985 FCI	23980 BPI* 17985 FCI
Rotational speed (RPM)	300	300	300	720	720
PERFORMANCE					
Actuator type	Lead Screw, Stepping Motor	Lead Screw, Stepping Motor	Lead Screw, Stepping Motor	Crs:Step. Motor Fine:Voice Coil	Linear, Voice Coil
POSITIONING: Track to track(msec)	3	3	3	1	15 (including settling)
Settling time (msec)	15	20	20	15	--
Head load time(msec)	Continuous Contact	Continuous Contact	Continuous Contact	Continuous Contact	Continuous Contact
Average rotational delay (msec)	100	100	100	41.6	41.6
Data transfer rate (KBytes/sec)	31.25/62.5	31.25/62.5	31.25/62.5/125	200	200
SIZE (Inches: H x W x D)	1.0 x 4.0 x 5.9	1.0 x 4.0 x 5.9	1.0 x 4.0 x 5.9	1.0 x 4.0 x 5.9	1.0 x 4.0 x 6.2
FIRST CUSTOMER SHIPMENT	1Q90	10/88	2Q93	4/91	4Q92
COMMENTS	MD-22 is tested to tighter specifications			*1,7 RLL Code 75 msec average position. time Optical servo track system. SCSI interface Downward comp. with 1 & 2 MB (read & write)	*1,7 RLL Code 65 msec average position. time Optical servo track system. SCSI interface Downward comp. with .7 & 1.4MB (Read & Write)

1993 DISK/TREND REPORT

MANUFACTURER	IOmega	IOmega	IOmega	IOmega	MATSUSHITA COMMUNICATION INDUSTRIAL
DRIVE					
	Bernoulli 20	Bernoulli 44	Bernoulli 90	Bernoulli 150	JA-751
DISK/TREND GROUP	16	16	16	16	13
MARKET	PCM	PCM	OEM, PCM	OEM, PCM	OEM
MEDIA: Nominal disk diameter	5.25"	5.25"	5.25"	5.25"	8"
Recording medium	High Density Oxide Coated	Barium Ferrite	Metal Powder	Metal Powder	Oxide Coated
CAPACITY/RECORDING DENSITY					
Total capacity (Mbytes)	F: 21.4	F: 44.5	F: 90	F: 150.9	F: .6/1.2
Capacity per track (Bytes)	F: 16,128	F: 20,480	F: 29,696	F: 35,328	F: 4,096/8,192
Data surfaces per spindle	2	2	2	2	2
Tracks per surface	677	1088	1516	2594	77
Track density (TPI)	570	1095	1605	2117	48
Maximum linear density (BPI)	23511 BPI* 17633 FCI	28541 BPI* 21405 FCI	37961 BPI* 28470 FCI	35990 BPI* 26992 FCI	3408/6816
Rotational speed (RPM)	1845.7	2027	2368	2368	360
PERFORMANCE					
Actuator type	Linear, Voice Coil	Linear, Voice Coil	Linear, Voice Coil	Linear, Voice Coil	Band, Stepping Motor
POSITIONING: Track to track(msec)	6.2 (including settling)	3.7	2.4 (including settling)	2.5 (including settling)	3
Settling time (msec)	--	--	--	--	25
Head load time(msec)	Continuous Contact	Continuous Contact	Continuous Contact	Continuous Contact	50
Average rotational delay (msec)	16.25	14.8	12.7	12.7	83.3
Data transfer rate (KBytes/sec)	666	692.5	1173.7	5000/3000 asyn.	31.25/62.5
SIZE (Inches: H x W x D)	1.625 x 5.75 x 8.0	1.625 x 5.75 x 8.0	1.625 x 5.75 x 8.0	1.625 x 5.75 x 8.0	2.2 x 8.6 x 12.1
FIRST CUSTOMER SHIPMENT	9/87	2/89	7/91	4Q92	1987
COMMENTS	*1,8 RLL Code 40 msec average positioning time	*1,8 RLL Code 32 msec average positioning time	*1,7 RLL Code 20 msec average positioning time	*1,7 RLL Code 25 msec average positioning time Downward comp. 90 MB read/ write 44 MB read	Sold only in Japan

MANUFACTURER	MATSUSHITA COMMUNICATION INDUSTRIAL	MATSUSHITA COMMUNICATION INDUSTRIAL	MATSUSHITA COMMUNICATION INDUSTRIAL	MATSUSHITA COMMUNICATION INDUSTRIAL	MATSUSHITA COMMUNICATION INDUSTRIAL
DRIVE	JU-455 JA-551*	JU-475 JU-595*	JU-253	JU-253A	JU-255
DISK/TREND GROUP	14	14	15	15	15
MARKET	OEM	OEM	OEM	OEM	OEM
MEDIA: Nominal disk diameter	5.25"	5.25"	3.5"	3.5"	3.5"
Recording medium	Oxide Coated	Oxide Coated	High Density Oxide Coated	High Density Oxide Coated	High Density Oxide Coated
CAPACITY/RECORDING DENSITY		F: .360/.7 or F: .6/1.2	F: .7	F: .7	F: .7/1.2
Total capacity (Mbytes)	F: .360	F: 4,608/7,680	F: 4,608	F: 4,608	F: 4,608/7,680
Capacity per track (Bytes)	F: 4,608	F: 4,608/7,680	F: 4,608	F: 4,608	F: 4,608/7,680
Data surfaces per spindle	2	2	2	2	2
Tracks per surface	40	77/80	80	80	80/77
Track density (TPI)	48	96	135	135	135
Maximum linear density (BPI)	5876	5922/9646	8717	8717	8717/14184
Rotational speed (RPM)	300	300/360	300	300	300/360
PERFORMANCE	Lead Screw, Stepping Motor	Lead Screw, Stepping Motor	Lead Screw, Stepping Motor	Lead Screw, Stepping Motor	Lead Screw, Stepping Motor
Actuator type	Lead Screw, Stepping Motor	Lead Screw, Stepping Motor	Lead Screw, Stepping Motor	Lead Screw, Stepping Motor	Lead Screw, Stepping Motor
POSITIONING: Track to track(msec)	4	3	3	6	3
Settling time (msec)	15	15	15	15	15
Head load time(msec)	Continuous Contact	Continuous Contact	Continuous Contact	Continuous Contact	Continuous Contact
Average rotational delay (msec)	100	100/83.3	100	100	100/83.3
Data transfer rate (KBytes/sec)	31.25	31.25/62.5	31.25	31.25	31.25/37.5/62.5
SIZE (Inches: H x W x D)	1.625 x 5.75 x 8.0	1.625 x 5.75 x 8.0	1.0 x 4.0 x 5.9	1.0 x 4.0 x 5.9	1.0 x 4.0 x 5.9
FIRST CUSTOMER SHIPMENT	1982	1983	1987	1986	1987
COMMENTS	*Sold only in Japan	*Sold only in Japan		Sold only in Japan	Sold only in Japan

1993 DISK/TREND REPORT

MANUFACTURER	MATSUSHITA COMMUNICATION INDUSTRIAL	MATSUSHITA COMMUNICATION INDUSTRIAL	MATSUSHITA COMMUNICATION INDUSTRIAL	MATSUSHITA COMMUNICATION INDUSTRIAL	MATSUSHITA ELECTRONIC COMPONENTS
DRIVE	JU-255A	JU-257	JU-257A	JU-259A	EME-213
DISK/TREND GROUP	15	15	15	15	15
MARKET	OEM	OEM	OEM	OEM	OEM
MEDIA: Nominal disk diameter	3.5"	3.5"	3.5"	3.5"	3.5"
Recording medium	High Density Oxide Coated	High Density Oxide Coated	High Density Oxide Coated	Barium Ferrite	High Density Oxide Coated
CAPACITY/RECORDING DENSITY					
Total capacity (Mbytes)	F: .7/1.2	F: .7/1.4	F: .7/1.4	F: .7/1.4/2.88	F: .7
Capacity per track (Bytes)	F: 4,608/7,680	F: 4,608/9,216	F: 4,608/9,216	F: 4,608/9,216/ 18,432	F: 4,608
Data surfaces per spindle	2	2	2	2	2
Tracks per surface	80/77	80	80	80	80
Track density (TPI)	135	135	135	135	135
Maximum linear density (BPI)	8717/14184	8717/17434	8717/17434	8717/34868	8717
Rotational speed (RPM)	300/360	300	300	300	300
PERFORMANCE					
Actuator type	Lead Screw, Stepping Motor	Lead Screw, Stepping Motor	Lead Screw, Stepping Motor	Lead Screw, Stepping Motor	Lead Screw, Stepping Motor
POSITIONING: Track to track(msec)	3	3	3	3	6
Settling time (msec)	15	15	15	15	15
Head load time(msec)	Continuous Contact	Continuous Contact	Continuous Contact	Continuous Contact	Continuous Contact
Average rotational delay (msec)	100/83.3	100	100	100	100
Data transfer rate (KBytes/sec)	31.25/37.5/62.5	31.25/62.5	31.25/62.5	31.25/62.5/125	31.25
SIZE (Inches: H x W x D)	1.0 x 4.0 x 5.9	1.0 x 4.0 x 5.9	1.0 x 4.0 x 5.9	1.0 x 4.0 x 5.9	.67 x 3.8 x 5.3
FIRST CUSTOMER SHIPMENT	1987	1987	1987	4Q92	1989
COMMENTS	Sold only in Japan	Sold only in Japan	5V (single)	SCSI interface option	

MANUFACTURER	MATSUSHITA ELECTRONIC COMPONENTS	MATSUSHITA ELECTRONIC COMPONENTS	MATSUSHITA ELECTRONIC COMPONENTS	MATSUSHITA ELECTRONIC COMPONENTS	MATSUSHITA ELECTRONIC COMPONENTS
DRIVE					
	EME-215	EME-216	EME-262	EME-263	EME-264
DISK/TREND GROUP	15	15	15	15	15
MARKET	OEM	OEM	OEM	OEM	OEM
MEDIA: Nominal disk diameter	3.5"	3.5"	3.5"	3.5"	3.5"
Recording medium	High Density Oxide Coated	High Density Oxide Coated	High Density Oxide Coated	High Density Oxide Coated	High Density Oxide Coated
CAPACITY/RECORDING DENSITY					
Total capacity (Mbytes)	F: 1.2	F: 1.4	F: .7/1.2	F: .7/1.4	F: .7
Capacity per track (Bytes)	F: 7,680	F: 9,216	F: 4,608/7,680	F: 4,608/9,216	F: 4,608
Data surfaces per spindle	2	2	2	2	2
Tracks per surface	80	80	80	80	80
Track density (TPI)	135	135	135	135	135
Maximum linear density (BPI)	14528	17434	8717/14528	8717/17434	8717
Rotational speed (RPM)	360	300	300/360	300	300
PERFORMANCE					
Actuator type	Lead Screw, Stepping Motor	Lead Screw, Stepping Motor	Lead Screw, Stepping Motor	Lead Screw, Stepping Motor	Lead Screw, Stepping Motor
POSITIONING: Track to track(msec)	3	3	3	3	6
Settling time (msec)	15	15	15	15	15
Head load time(msec)	Continuous Contact	Continuous Contact	Continuous Contact	Continuous Contact	Continuous Contact
Average rotational delay (msec)	83	100	83/100	100	100
Data transfer rate (KBytes/sec)	62.5	62.5	31.25/62.5	31.25/62.5	31.25
SIZE (Inches: H x W x D)	.67 x 3.8 x 5.3	.67 x 3.8 x 5.3	.67 x 3.8 x 5.3	.67 x 3.8 x 5.3	.67 x 3.8 x 5.3
FIRST CUSTOMER SHIPMENT	1991	1991	1989	1989	1989
COMMENTS					

1993 DISK/TREND REPORT

MANUFACTURER

DRIVE

DISK/TREND GROUP

MARKET

MEDIA: Nominal disk diameter

Recording medium

CAPACITY/RECORDING DENSITY

Total capacity (Mbytes)

Capacity per track (Bytes)

Data surfaces per spindle

Tracks per surface

Track density (TPI)

Maximum linear density (BPI)

Rotational speed (RPM)

PERFORMANCE

Actuator type

POSITIONING: Track to track(msec)

Settling time (msec)

Head load time(msec)

Average rotational delay (msec)

Data transfer rate (KBytes/sec)

SIZE (Inches: H x W x D)

FIRST CUSTOMER SHIPMENT

COMMENTS

MATSUSHITA ELECTRONIC COMPONENTS	MATSUSHITA ELECTRONIC COMPONENTS	MATSUSHITA ELECTRONIC COMPONENTS	MATSUSHITA ELECTRONIC COMPONENTS	mitsubishi ELECTRIC CORPORATION
EME-272 EME-277	EME-273 EME-278	EME-274	EME-276	MF 5040
15	15	15	15	14
OEM	OEM	OEM	OEM	OEM
3.5"	3.5"	3.5"	3.5"	5.25"
High Density Oxide Coated	High Density Oxide Coated	High Density Oxide Coated	High Density Oxide Coated	High Density Oxide Coated
F: .7/1.2	F: .7/1.4	F: .7/1.2/1.4	F: .7	F: .7/1.2
F: 4,608/7,680	F: 4,608/9,216	F: 4,608/7,680/ 9,216	F: 4,608	F: 4,608/7,680
2	2	2	2	2
80	80	80	80	80/77
135	135	135	135	96
8717/14528	8717/17434	8717/14528/ 17434	8717	5922/9870
300/360	300	300/360/300	300	300/360
Lead Screw, Stepping Motor	Lead Screw, Stepping Motor	Lead Screw, Stepping Motor	Lead Screw, Stepping Motor	Lead Screw, Stepping Motor
3	3	3	12	3
15	15	15	15	15
Continuous Contact 83/100	Continuous Contact 100	Continuous Contact 100/83/100	Continuous Contact 100	Continuous Contact 100/83.3
31.25/62.5	31.25/62.5	31.25/62.5	31.25	31.25/62.5
.59 x 3.8 x 5.1	.59 x 3.8 x 5.1	.59 x 3.8 x 5.1	.59 x 3.8 x 5.1	1.625 x 5.75 x 7.7
1992	4/91	1992	1992	2088

MANUFACTURER

DRIVE

DISK/TREND GROUP

MARKET

MEDIA: Nominal disk diameter

Recording medium

CAPACITY/RECORDING DENSITY

Total capacity (Mbytes)

Capacity per track (Bytes)

Data surfaces per spindle

Tracks per surface

Track density (TPI)

Maximum linear density (BPI)

Rotational speed (RPM)

PERFORMANCE

Actuator type

POSITIONING: Track to track(msec)

Settling time (msec)

Head load time(msec)

Average rotational delay (msec)

Data transfer rate (KBytes/sec)

SIZE (Inches: H x W x D)

FIRST CUSTOMER SHIPMENT

COMMENTS

MITSUBISHI ELECTRIC CORPORATION	MITSUBISHI ELECTRIC CORPORATION	MITSUBISHI ELECTRIC CORPORATION	MITSUBISHI ELECTRIC CORPORATION	MITSUBISHI ELECTRIC CORPORATION
MF 504S	MF 354F	MF 355E	MF 355F	MF 356F
14	15	15	15	15
OEM	OEM	OEM	OEM	OEM
5.25"	3.5"	3.5"	3.5"	3.5"
High Density Oxide Coated	High Density Oxide Coated	High Density Oxide Coated	High Density Oxide Coated	Barium Ferrite
F: .7/1.2	F: .7/1.2	F: .7/1.2/1.4	F: .7/1.4	F: .7/1.4/2.88
F: 4,608/7,680	F: 4,608/7,680	F: 4,608/9,216	F: 4,608/9,216	F: 4,608/18,432
2	2	2	2	2
80/77	80/77	80	80	80
96	135	135	135	135
5922/9870	8717/14184	8717/17434	8717/17434	8717/34868
300/360	300/360	300/360	300	300
Lead Screw, Spindle Motor	Lead Screw, Stepping Motor	Lead Screw, Stepping Motor	Lead Screw, Stepping Motor	Lead Screw, Stepping Motor
3	3	3	3	3
15	15	15	15	15
Continuous Contact 100/83.3	Continuous Contact 100/83.3	Continuous Contact 100	Continuous Contact 100	Continuous Contact 100
31.25/62.5	31.25/62.5	31.25/62.5	31.25/62.5	31.25/62.5/125
1.12 x 5.75 x 7.5	1.0 x 4.0 x 5.9	.58 x 3.8 x 5.0	1.0 x 4.0 x 5.9	1.0 x 4.0 x 5.9
3Q89	3Q93	2Q91	3Q93	3Q93

MANUFACTURER	MITSUMI ELECTRIC	MITSUMI ELECTRIC	MITSUMI ELECTRIC	MITSUMI ELECTRIC	MITSUMI ELECTRIC
DRIVE					
	D 509V3	D 352T2	D 357B	D 357T3	D 358C2
DISK/TREND GROUP	14	15	15	15	15
MARKET	OEM	OEM	OEM	OEM	OEM
MEDIA: Nominal disk diameter	5.25"	3.5"	3.5"	3.5"	3.5"
Recording medium	High Density Oxide Coated	Barium Ferrite	High Density Oxide Coated	High Density Oxide Coated	High Density Oxide Coated
CAPACITY/RECORDING DENSITY					
Total capacity (Mbytes)	F: .7/1.2	F: .7/1.4/2.88	F: .7	F: .7	F: .7/1.2
Capacity per track (Bytes)	F: 4,608/7,680	F: 4,608/18,432	F: 4,608	F: 4,608	F: 4,608/7,680
Data surfaces per spindle	2	2	2	2	2
Tracks per surface	80	80	80	80	80
Track density (TPI)	96	135	135	135	135
Maximum linear density (BPI)	5922/9646	8717/34868	8717	8717	8718/14184
Rotational speed (RPM)	300/360	300	300	300	300/360
PERFORMANCE					
Actuator type	Lead Screw, Stepping Motor	Lead Screw, Stepping Motor	Lead Screw, Stepping Motor	Lead Screw, Stepping Motor	Lead Screw, Stepping Motor
POSITIONING: Track to track(msec)	3/5	3	6	3/6	3
Settling time (msec)	15	15	15	15	15
Head load time(msec)	Continuous Contact	Continuous Contact	Continuous Contact	Continuous Contact	Continuous Contact
Average rotational delay (msec)	83.3	100	100	100	100/83.3
Data transfer rate (KBytes/sec)	37.5/62.5	31.25/62.5/125	31.25	31.25/62.5	31.25/62.5
SIZE (Inches: H x W x D)	1.625 x 5.75 x 7.4	1.0 x 4.0 x 6.1	1.0 x 4.0 x 6.1	1.0 x 4.0 x 6.1	.67 x 4.0 x 5.1
FIRST CUSTOMER SHIPMENT	4Q88	2Q90	4/87	4Q88	
COMMENTS					

MANUFACTURER	MITSUMI ELECTRIC	MITSUMI ELECTRIC	MITSUMI ELECTRIC	MITSUMI ELECTRIC	NEC
DRIVE	D 358P3 D 358T3	D 359C2	D 359F	D 359P3 D 359T3	FD 1165
DISK/TREND GROUP	15	15	15	15	13
MARKET	OEM	OEM	OEM	OEM	Captive, OEM
MEDIA: Nominal disk diameter	3.5"	3.5"	3.5"	3.5"	8"
Recording medium	High Density Oxide Coated	High Density Oxide Coated	High Density Oxide Coated	High Density Oxide Coated	Oxide Coated
CAPACITY/RECORDING DENSITY					
Total capacity (Mbytes)	F: .7/1.2	F: .7/1.4	F: .7/1.2/1.4	F: .7/1.4	F: .6/1.2
Capacity per track (Bytes)	F: 4,608/7,680	F: 4,608/9,216	F: 4,608/9,216	F: 4,608/9,216	F: 4,096/8,192
Data surfaces per spindle	2	2	2	2	2
Tracks per surface	80	80	80	80	77
Track density (TPI)	135	135	135	135	48
Maximum linear density (BPI)	8718/14184	8717/17434	8717/17434	8717/17434	3408/6816
Rotational speed (RPM)	300/360	300	300	300	360
PERFORMANCE					
Actuator type	Lead Screw, Stepping Motor	Lead Screw, Stepping Motor	Lead Screw, Stepping Motor	Lead Screw, Stepping Motor	Band, Stepping Motor
POSITIONING: Track to track(msec)	3	6	3	3/6	3
Settling time (msec)	15	15	15	15	15
Head load time(msec)	Continuous Contact	Continuous Contact	Continuous Contact	Continuous Contact	50
Average rotational delay (msec)	100/83.3	100	100	100	83.3
Data transfer rate (KBytes/sec)	31.25	31.25/62.5	31.25/62.5	31.25/62.5	31.25/62.5
SIZE (Inches: H x W x D)	1.0 x 4.0 x 5.9	.67 x 4.0 x 6.1	.5 x 3.8 x 5.1	1.0 x 4.0 x 6.1	2.28 x 8.54 x 12.7
FIRST CUSTOMER SHIPMENT	3Q91	1Q90	1Q92	4Q88	4Q81
COMMENTS	D 358P3 is in 5.25" form factor			D 359P3 is in 5.25" form factor	

1993 DISK/TREND REPORT

MANUFACTURER	NEC	NEC	NEC	NEC	NEC
DRIVE					
	FD 1157C	FD 1157D	FD 1158C	FD 1158D	FD 1137C
DISK/TREND GROUP	14	14	14	14	15
MARKET	Captive, OEM	Captive, OEM	Captive, OEM	Captive, OEM	Captive, OEM
MEDIA: Nominal disk diameter	5.25"	5.25"	5.25"	5.25"	3.5"
Recording medium	High Density Oxide Coated	High Density Oxide Coated	High Density Oxide Coated	High Density Oxide Coated	High Density Oxide Coated
CAPACITY/RECORDING DENSITY					
Total capacity (Mbytes)	F: .7/1.2	F: .7/1.2	F: .7/1.2	F: .7/1.2	F: .7/1.2
Capacity per track (Bytes)	F: 4,608/7,680	F: 4,608/7,680	F: 4,608/7,680	F: 4,608/7,680	F: 4,608/7,680
Data surfaces per spindle	2	2	2	2	2
Tracks per surface	80	80	80	80	80
Track density (TPI)	96	96	96	96	135
Maximum linear density (BPI)	5922/9870	5922/9870	5922/9870	5922/9870	8717/14528
Rotational speed (RPM)	300/360	300/360	300/360	300/360	300/360
PERFORMANCE					
Actuator type	Band, Stepping Motor	Band, Stepping Motor	Band, Stepping Motor	Band, Stepping Motor	Linear, Stepping Motor
POSITIONING: Track to track(msec)	3	3	3	3	3
Settling time (msec)	15	15	15	15	15
Head load time(msec)	35	35	Continuous Contact 83.3	Continuous Contact 83.3	Continuous Contact 100/83.3
Average rotational delay (msec)	83.3	83.3	83.3	83.3	83.3
Data transfer rate (KBytes/sec)	31.25/62.5	31.25/62.5	31.25/62.5	31.25/62.5	31.25/62.5
SIZE (Inches: H x W x D)	1.625 x 5.75 x 8.0	1.625 x 5.75 x 8.0	1.0 x 5.75 x 7.5	1.0 x 5.75 x 7.5	1.0 x 4.0 x 5.1
FIRST CUSTOMER SHIPMENT	1987	1987	2Q90	3Q90	1987
COMMENTS		With VFO		With VFO	

MANUFACTURER	NEC	NEC	NEC	NEC	NEC
DRIVE					
	FD 1137D	FD 1138C	FD 1138D	FD 1138H	FD 1138T
DISK/TREND GROUP	15	15	15	15	15
MARKET	Captive, OEM	Captive, OEM	Captive, OEM	OEM	Captive, OEM
MEDIA: Nominal disk diameter	3.5"	3.5"	3.5"	3.5"	3.5"
Recording medium	High Density Oxide Coated	High Density Oxide Coated	High Density Oxide Coated	High Density Oxide Coated	High Density Oxide Coated
CAPACITY/RECORDING DENSITY					
Total capacity (Mbytes)	F: .7/1.2	F: .7/1.2	F: .7/1.2	F: .7/1.4	F: .7/1.2/1.4
Capacity per track (Bytes)	F: 4,608/7,680	F: 4,608/7,680	F: 4,608/7,680	F: 4,608/9,216	F: 4,608/7,680 9,216
Data surfaces per spindle	2	2	2	2	2
Tracks per surface	80	80	80	80	80
Track density (TPI)	135	135	135	135	135
Maximum linear density (BPI)	8717/14528	8717/14528	8717/14528	8717/17434	8717/14528/ 17434
Rotational speed (RPM)	300/360	300/360	300/360	300	300/360
PERFORMANCE					
Actuator type	Linear, Stepping Motor	Linear, Pulse Motor	Linear, Pulse Motor	Linear, Pulse Motor	Linear, Pulse Motor
POSITIONING: Track to track(msec)	3	3	3	3	3
Settling time (msec)	15	15	15	15	15
Head load time(msec)	Continuous Contact	Continuous Contact	Continuous Contact	Continuous Contact	Continuous Contact
Average rotational delay (msec)	100/83.3	100/83.3	100/83.3	100	100/83.3
Data transfer rate (KBytes/sec)	31.25/62.5	31.25/62.5	31.25/62.5	31.25/62.5	31.25/62.5
SIZE (Inches: H x W x D)	1.0 x 4.0 x 5.1	.75 x 4.0 x 5.0	.75 x 4.0 x 5.0	.75 x 4.0 x 5.0	.75 x 4.0 x 5.0
FIRST CUSTOMER SHIPMENT	1987	1Q90	2Q90	1Q90	2Q92
COMMENTS	With VFO		With VFO		

1993 DISK/TREND REPORT

MANUFACTURER	NEC	NEC	NEC	NEC	NEC
DRIVE					
	FD 1139C	FD 1139H	FD 1139T	FD 1335H	FD 2135
DISK/TREND GROUP	15	15	15	16	16
MARKET	Captive, OEM	Captive, OEM	Captive, OEM	Captive, OEM	Captive, OEM
MEDIA: Nominal disk diameter	3.5"	3.5"	3.5"	3.5"	3.5"
Recording medium	High Density Oxide Coated	High Density Oxide Coated	High Density Oxide Coated	Metal Powder	Metal Powder
CAPACITY/RECORDING DENSITY					
Total capacity (Mbytes)	F: .7/1.2	F: .7/1.4	F: .7/1.2/1.4	F: .7/1.4/10.18	U: 27.964 F: 21.418
Capacity per track (Bytes)	F: 4,608/7,680	F: 4,608/9,216	F: 4,608/7,680 9,216	F: 19,968	*
Data surfaces per spindle	2	2	2	2	2
Tracks per surface	80	80	80	80/255	326
Track density (TPI)	135	135	135	135/431	542
Maximum linear density (BPI)	8717/14528	8717/17434	8717/14528/ 17434	8717/17434/ 36595	52539
Rotational speed (RPM)	300/360	300	300/360	360	600
PERFORMANCE					
Actuator type	Linear, Pulse Motor	Linear, Pulse Motor	Linear, Pulse Motor	Linear, Pulse Motor	Linear, Pulse Motor
POSITIONING: Track to track(msec)	3	3	3	92 (including settling)	82 (including settling)
Settling time (msec)	15	15	15	--	--
Head load time(msec)	Continuous Contact	Continuous Contact	Continuous Contact	Continuous Contact	Continuous Contact
Average rotational delay (msec)	100/83.3	100	100	83.3	50
Data transfer rate (KBytes/sec)	31.25/62.5	31.25/62.5	31.25/62.5	31.25/62.5/156	375/562.5
SIZE (Inches: H x W x D)	.59 x 4.0 x 4.0	.59 x 4.0 x 4.0	.59 x 4.0 x 4.0	1.0 x 4.0 x 5.12	1.0 x 4.0 x 5.1
FIRST CUSTOMER SHIPMENT	2/91	2/91		1/90	6/93
COMMENTS				Downward comp. with .7 & 1.4 MB (Read & Write) 329 msec average positioning time	Downward comp. with .7, 1.4 & 10.18 MB (Read & Write) *Varies by zone 319 msec average positioning time

1993 DISK/TREND REPORT

MANUFACTURER	SAFRONIC	SAFRONIC	SAMSUNG ELECTRONICS	SAMSUNG ELECTRONICS	SAMSUNG ELECTRONICS
DRIVE					
	DS-53A	DS-34A DS-35A	SFD-560D	SFD-321D	SFD-342K
DISK/TREND GROUP	14	15	14	15	15
MARKET	OEM	OEM	Captive, OEM	Captive, OEM	Captive, OEM
MEDIA: Nominal disk diameter	5.25"	3.5"	5.25"	3.5"	3.5"
Recording medium	High Density Oxide Coated	High Density Oxide Coated	High Density Oxide Coated	High Density Oxide Coated	Barium Ferrite
CAPACITY/RECORDING DENSITY					
Total capacity (Mbytes)	F: .360/1.2	F: .7/1.4	F: .7/1.2	F: .7/1.4	F: .7/1.4/2.88
Capacity per track (Bytes)	F: 4,608/7,680	F: 4,608/9,216	F: 4,608/7,680	F: 4,608/9,216	F: 4,608/18,432
Data surfaces per spindle	2	2	2	2	2
Tracks per surface	80	80	80/77	80	80
Track density (TPI)	96	135	96	135	135
Maximum linear density (BPI)	5876/9870	8717/17434	5922/9646	8717/17434	8717/34868
Rotational speed (RPM)	300	300	300/360	300	300
PERFORMANCE					
Actuator type	Band, Stepping Motor	Lead Screw, Stepping Motor	Lead Screw, Stepping Motor	Lead Screw, Stepping Motor	Lead Screw, Stepping Motor
POSITIONING: Track to track(msec)	3	3	3	3	3
Settling time (msec)	15	15	15	15	15
Head load time(msec)	Continuous Contact	Continuous Contact	Continuous Contact	Continuous Contact	Continuous Contact
Average rotational delay (msec)	100	100	83.3	100	83.3
Data transfer rate (KBytes/sec)	31.25/62.5	31.25/62.5	31.25/62.5	31.25/62.5	31.25/62.5/125
SIZE (Inches: H x W x D)	1.625 x 5.75 x 7.6	1.0 x 4.0 x 5.9	1.625 x 5.75 x 8.0	1.0 x 4.0 x 5.9	1.0 x 4.0 x 5.9
FIRST CUSTOMER SHIPMENT	1989	1989	4Q87	2Q89	1Q92
COMMENTS					

1993 DISK/TREND REPORT

MANUFACTURER	SEIKO EPSON	SEIKO EPSON	SEIKO EPSON	SEIKO EPSON	SEIKO EPSON
DRIVE					
	SD-680L	SD-780	SMD-1020	SMD-1040	SMD-1060
DISK/TREND GROUP	14	14	15	15	15
MARKET	OEM	OEM	OEM	OEM	OEM
MEDIA: Nominal disk diameter	5.25"	5.25"	3.5"	3.5"	3.5"
Recording medium	High Density Oxide Coated	High Density Oxide Coated	High Density Oxide Coated	High Density Oxide Coated	Barium Ferrite
CAPACITY/RECORDING DENSITY					
Total capacity (Mbytes)	F: .7/1.2	F: .7/1.2	F: .7/1.2	F: .7/1.4	F: .7/1.4/2.88
Capacity per track (Bytes)	F: 4,608/7,680	F: 4,608/7,680	F: 4,608/7,680	F: 4,608/9,216	F: 4,608/18,432
Data surfaces per spindle	2	2	2	2	2
Tracks per surface	80	80	80	80	80
Track density (TPI)	96	96	135	135	135
Maximum linear density (BPI)	5922/9870	5922/9870	8717/14528	1817/17434	8717/34868
Rotational speed (RPM)	300/360	360	300/360	300	300
PERFORMANCE					
Actuator type	Rack & Pinion, Stepping Motor	Rack & Pinion, Stepping Motor	Lead Screw, Stepping Motor	Lead Screw, Stepping Motor	Lead Screw, Stepping Motor
POSITIONING: Track to track(msec)	3	3	3	3	3
Settling time (msec)	15	15	15	15	15
Head load time(msec)	35	Continuous Contact 83.3	Continuous Contact 100	Continuous Contact 100	Continuous Contact 100
Average rotational delay (msec)	100/83.3				
Data transfer rate (KBytes/sec)	37.5/62.5	37.5/62.5	37.5/62.5	31.25/62.5	31.25/62.5/125
SIZE (Inches: H x W x D)	1.625 x 5.75 x 7.7	1.0 x 5.75 x 7.6	.71 x 4.0 x 5.1	.71 x 4.0 x 5.1	.71 x 4.0 x 5.1
FIRST CUSTOMER SHIPMENT	3Q86	3Q93	1Q90	1Q90	1Q91
COMMENTS			Direct drive motor	Direct drive motor	Direct drive motor

MANUFACTURER	SEIKO EPSON	SEIKO EPSON	SEIKO EPSON	SONY	SONY
DRIVE					
	SMD-1140	SMD-1160	SMD-340	MP-F120	MP-F17W
DISK/TREND GROUP	15	15	15	15	15
MARKET	OEM	OEM	OEM	Captive, OEM	Captive, OEM
MEDIA: Nominal disk diameter	3.5"	3.5"	3.5"	3.5"	3.5"
Recording medium	High Density Oxide Coated	Barium Ferrite	High Density Oxide Coated	High Density Oxide Coated	High Density Oxide Coated
CAPACITY/RECORDING DENSITY					
Total capacity (Mbytes)	F: .7/1.4	F: .7/1.4/2.88	F: .7/1.4	F: .7/1.4	F: .7/1.4
Capacity per track (Bytes)	F: 4,608/9,216	F: 4,608/18,432	F: 4,608/9,216	F: 4,608/9,216	F: 4,608/9,216
Data surfaces per spindle	2	2	2	2	2
Tracks per surface	80	80	80	80	80
Track density (TPI)	135	135	135	135	135
Maximum linear density (BPI)	8717/17434	8717/34868	8717/17434	8717/17434	8717/17434
Rotational speed (RPM)	300	300	300	300	300
PERFORMANCE					
Actuator type	Rack & Pinion, Stepping Motor	Rack & Pinion, Stepping Motor	Rack & Pinion, Stepping Motor	Lead Screw, Stepping Motor	Lead Screw, Stepping Motor
POSITIONING: Track to track(msec)	3	3	3	3	3
Settling time (msec)	15	15	15	15	15
Head load time(msec)	Continuous Contact	Continuous Contact	Continuous Contact	Continuous Contact	Continuous Contact
Average rotational delay (msec)	100	100	100	100	100
Data transfer rate (KBytes/sec)	31.25/62.5	31.25/62.5/125	31.25/62.5	31.25/62.5	31.25/62.5
SIZE (Inches: H x W x D)	.59 x 3.8 x 4.6	.59 x 3.8 x 4.6	1.0 x 4.0 x 5.75	1.0 x 4.0 x 5.9	1.0 x 4.0 x 5.9
FIRST CUSTOMER SHIPMENT	10/92	1993	1/89	4Q90	2Q87
COMMENTS	Also 3.3 volt version	Direct drive motor			

1993 DISK/TREND REPORT

MANUFACTURER	SONY	SONY	SONY	SONY	TEAC
DRIVE					
	MP-F320	MP-F40W	MP-F420	MP-F73W-00D MP-F73W-01D	FD-155GF
DISK/TREND GROUP	15	15	15	15	14
MARKET	Captive, OEM	OEM	Captive, OEM	OEM	OEM
MEDIA: Nominal disk diameter	3.5"	3.5"	3.5"	3.5"	5.25"
Recording medium	High Density Oxide Coated	Barium Ferrite	High Density Oxide Coated	High Density Oxide Coated	High Density Oxide Coated
CAPACITY/RECORDING DENSITY					
Total capacity (Mbytes)	F: .7/1.4	F: .7/1.4/2.88	F: .7/1.4	F: .7/1.4	F: .7/1.2
Capacity per track (Bytes)	F: 4,608/9,216	F: 4,608/18,432	F: 4,608/9,216	F: 4,608/9,216	F: 4,608/7,680
Data surfaces per spindle	2	2	2	2	2
Tracks per surface	80	80	80	80	80/77
Track density (TPI)	135	135	135	135	96
Maximum linear density (BPI)	8717/17434	8717/34868	8717/17434	8717/17434	5922/9646
Rotational speed (RPM)	300	300	300	300	300/360
PERFORMANCE					
Actuator type	Lead Screw, Stepping Motor	Lead Screw, Stepping Motor	Lead Screw, Stepping Motor	Lead Screw, Stepping Motor	Lead Screw, Stepping Motor
POSITIONING: Track to track(msec)	3	3	3	3	3
Settling time (msec)	15	15	15	15	15
Head load time(msec)	Continuous Contact	Continuous Contact	Continuous Contact	Continuous Contact	Continuous Contact
Average rotational delay (msec)	100	100	100	100	100/83.3
Data transfer rate (KBytes/sec)	31.25/62.5	31.25/62.5/125	31.25/62.5	31.25/62.5	31.25/62.5
SIZE (Inches: H x W x D)	.5 x 3.78 x 4.96	1.0 x 4.0 x 5.9	1.0 x 4.0 x 5.9	1.18 x 4.0 x 5.9	1.0 x 5.75 x 7.52
FIRST CUSTOMER SHIPMENT	3Q92	1Q91		1Q86	8/91
COMMENTS					

MANUFACTURER	TEAC	TEAC	TEAC	TEAC	TEAC
DRIVE					
	FD-55BR	FD-55FR	FD-55GFR	FD-55GR	FD-55GS
DISK/TREND GROUP	14	14	14	14	14
MARKET	OEM	OEM	OEM	OEM	OEM
MEDIA: Nominal disk diameter	5.25"	5.25"	5.25"	5.25"	5.25"
Recording medium	Oxide Coated	Oxide Coated	High Density Oxide Coated	High Density Oxide Coated	High Density Oxide Coated
CAPACITY/RECORDING DENSITY					
Total capacity (Mbytes)	F: .360	F: .7	F: .7/1.2	F: 1.2	F: .7/1.2
Capacity per track (Bytes)	F: 4,608	F: 4,608	F: 4,608/7,680	F: 7,680	F: 4,608/7,680
Data surfaces per spindle	2	2	2	2	2
Tracks per surface	40	80	80/77	77	80/77
Track density (TPI)	48	96	96	96	96
Maximum linear density (BPI)	5876	5922	5922/9646	9646	5922/9646
Rotational speed (RPM)	300	300	300/360	360	300/360
PERFORMANCE					
Actuator type	Band, Stepping Motor	Band, Stepping Motor	Band, Stepping Motor	Band, Stepping Motor	Band, Stepping Motor
POSITIONING: Track to track(msec)	4/6	3	3	3	3
Settling time (msec)	10/15	15	15	15	15
Head load time(msec)	50	50	50	50	Continuous Contact
Average rotational delay (msec)	100	100	100/83.3	83.3	100/83.3
Data transfer rate (KBytes/sec)	31.25	31.25	31.25/62.5	62.5	31.25/62.5
SIZE (Inches: H x W x D)	1.625 x 5.75 x 8.0	1.625 x 5.75 x 8.0	1.625 x 5.75 x 8.0	1.625 x 5.75 x 8.0	1.7 x 5.7 x 8.0
FIRST CUSTOMER SHIPMENT	1987	1987	1987	1987	1990
COMMENTS			Dual speed		SCSI interface

1993 DISK/TREND REPORT

MANUFACTURER	TEAC	TEAC	TEAC	TEAC	TEAC
DRIVE					
	FD-05GF	FD-05GFL	FD-05HF	FD-05HFL	FD-05HG
DISK/TREND GROUP	15	15	15	15	15
MARKET	OEM	OEM	OEM	OEM	OEM
MEDIA: Nominal disk diameter	3.5"	3.5"	3.5"	3.5"	3.5"
Recording medium	High Density Oxide Coated	High Density Oxide Coated	High Density Oxide Coated	High Density Oxide Coated	High Density Oxide Coated
CAPACITY/RECORDING DENSITY					
Total capacity (Mbytes)	F: .7/1.2	F: .7/1.2	F: .7/1.4	F: .7/1.4	F: .7/1.2/1.4
Capacity per track (Bytes)	F: 4,608/7,680	F: 4,608/7,680	F: 4,608/9,216	F: 4,608/9,216	F: 4,608/9,216
Data surfaces per spindle	2	2	2	2	2
Tracks per surface	80	80	80	80	80
Track density (TPI)	135	135	135	135	135
Maximum linear density (BPI)	8717/14184	8717/14184	8717/17434	8717/17434	8717/17434
Rotational speed (RPM)	300/360	300/360	300	300	300/360
PERFORMANCE					
Actuator type	Lead Screw, Stepping Motor	Lead Screw, Stepping Motor	Lead Screw, Stepping Motor	Lead Screw, Stepping Motor	Lead Screw, Stepping Motor
POSITIONING: Track to track(msec)	3	3	3	3	3
Settling time (msec)	15	15	15	15	15
Head load time(msec)	Continuous Contact	Continuous Contact	Continuous Contact	Continuous Contact	Continuous Contact
Average rotational delay (msec)	100/83.3	100/83.3	100	100	100/83.3
Data transfer rate (KBytes/sec)	31.25/62.5	31.25/62.5	31.25/62.5	31.25/62.5	31.25/62.5
SIZE (Inches: H x W x D)	.5 x 4.0 x 5.1	.5 x 4.0 x 5.1	.5 x 4.0 x 5.1	.5 x 4.0 x 5.1	.5 x 4.0 x 5.1
FIRST CUSTOMER SHIPMENT	10/91		10/91		
COMMENTS	Direct drive motor 101.6 mm or 96 mm width available	Direct drive motor 3.3 volts 101.6 mm or 96 mm width available	Direct drive motor 101.6 mm or 96 mm width available	Direct drive motor 3.3 volts 101.6 mm or 96 mm width available	Direct drive motor 101.6 mm or 96 mm width available

1993 DISK/TREND REPORT

MANUFACTURER	TEAC	TEAC	TEAC	TEAC	TEAC
DRIVE					
	FD-05HGL	FD-05HGS	FD-05HS	FD-05J	FD-05JS
DISK/TREND GROUP	15	15	15	15	15
MARKET	OEM	OEM	OEM	OEM	OEM
MEDIA: Nominal disk diameter	3.5"	3.5"	3.5"	3.5"	3.5"
Recording medium	High Density Oxide Coated	Barium Ferrite	Barium Ferrite	Barium Ferrite	Barium Ferrite
CAPACITY/RECORDING DENSITY					
Total capacity (Mbytes)	F: .7/1.2/1.4	F: .7/1.2/1.4	F: .7/1.4	F: .7/1.4/2.88	F: .7/1.2/1.4/ 2.88
Capacity per track (Bytes)	F: 4,608/9,216	F: 4,608/9,216	F: 4,608/9,216	F: 4,608/18,432	F: 4,608/18,432
Data surfaces per spindle	2	2	2	2	2
Tracks per surface	80	80	80	80	80
Track density (TPI)	135	135	135	135	135
Maximum linear density (BPI)	8717/17434	8717/17434	8717/17434	8717/34868	8717/34868
Rotational speed (RPM)	300/360	300/360	300	300	300
PERFORMANCE					
Actuator type	Lead Screw, Stepping Motor	Lead Screw, Stepping Motor	Lead Screw, Stepping Motor	Lead Screw, Stepping Motor	Lead Screw, Stepping Motor
POSITIONING: Track to track(msec)	3	3	3	3	3
Settling time (msec)	15	15	15	15	15
Head load time(msec)	Continuous Contact	Continuous Contact	Continuous Contact	Continuous Contact	Continuous Contact
Average rotational delay (msec)	100/83.3	100/83.3	100	100	100/83.3
Data transfer rate (KBytes/sec)	31.25/62.5	31.25/62.5/125	31.25/62.5/125	31.25/62.5/125	31.25/62.5/125
SIZE (Inches: H x W x D)	.5 x 4.0 x 5.1	1.0 x 4.0 x 5.69	1.0 x 4.0 x 5.69	.5 x 4.0 x 5.71	1.0 x 4.0 x 5.69
FIRST CUSTOMER SHIPMENT		2Q93	2Q93		2Q93
COMMENTS	Direct drive motor 101.6 mm or 96 mm width available 3.3 volts	SCSI interface	SCSI interface		SCSI interface

MANUFACTURER	TEAC	TEAC	TEAC	TEAC	TEAC
DRIVE					
	FD-05PGF	FD-05PHF	FD-05PHG	FD-235F	FD-235GF
DISK/TREND GROUP	15	15	15	15	15
MARKET	OEM	OEM	OEM	OEM	OEM
MEDIA: Nominal disk diameter	3.5"	3.5"	3.5"	3.5"	3.5"
Recording medium	High Density Oxide Coated	High Density Oxide Coated	High Density Oxide Coated	High Density Oxide Coated	High Density Oxide Coated
CAPACITY/RECORDING DENSITY					
Total capacity (Mbytes)	F: .7/1.2	F: .7/1.4	F: .7/1.2/1.4	F: .7	F: .7/1.2
Capacity per track (Bytes)	F: 4,608/7,680	F: 4,608/9,216	F: 4,608/9,216	F: 4,608	F: 4,608/7,680
Data surfaces per spindle	2	2	2	2	2
Tracks per surface	80	80	80	80	80
Track density (TPI)	135	135	135	135	135
Maximum linear density (BPI)	8717/14184	8717/17434	8717/17434	8717	8717/14528
Rotational speed (RPM)	300/360	300	300/360	300	300/360
PERFORMANCE					
Actuator type	Lead Screw, Stepping Motor	Lead Screw, Stepping Motor	Lead Screw, Stepping Motor	Lead Screw, Stepping Motor	Lead Screw, Stepping Motor
POSITIONING: Track to track(msec)	3	3	3	3	3
Settling time (msec)	15	15	15	15	15
Head load time(msec)	Continuous Contact	Continuous Contact	Continuous Contact	Continuous Contact	Continuous Contact
Average rotational delay (msec)	100/83.3	100	100/83.3	100	100/83.3
Data transfer rate (KBytes/sec)	31.25/62.5	31.25/62.5	31.25/62.5	31.25	31.25/62.5
SIZE (Inches: H x W x D)	.61 x 4.18 x 5.75	.61 x 4.18 x 5.75	.61 x 4.18 x 5.75	1.0 x 4.0 x 5.71	1.0 x 4.0 x 5.71
FIRST CUSTOMER SHIPMENT	4/92	4/92	4/92	2Q88	2Q88
COMMENTS	External drive unit	External drive unit	External drive unit		

MANUFACTURER	TEAC	TEAC	TEAC	TEAC	TEAC
DRIVE					
	FD-235HF	FD-235HG	FD-235HS	FD-235J	FD-235JS
DISK/TREND GROUP	15	15	15	15	15
MARKET	OEM	OEM	OEM	OEM	OEM
MEDIA: Nominal disk diameter	3.5"	3.5"	3.5"	3.5"	3.5"
Recording medium	High Density Oxide Coated	High Density Oxide Coated	High Density Oxide Coated	Barium Ferrite	Barium Ferrite
CAPACITY/RECORDING DENSITY					
Total capacity (Mbytes)	F: .7/1.4	F: .7/1.2/1.4	F: .7/1.4	F: .7/1.4/2.88	F: .7/1.4/2.88
Capacity per track (Bytes)	F: 4,608/9,216	F: 4,608/9,216	F: 4,608/9,216	F: 4,608/18,432	F: 4,608/18,432
Data surfaces per spindle	2	2	2	2	2
Tracks per surface	80	80	80	80	80
Track density (TPI)	135	135	135	135	135
Maximum linear density (BPI)	8717/17434	8717/17434	8717/17434	8717/34868	8717/34868
Rotational speed (RPM)	300	300/360	300	300	300
PERFORMANCE					
Actuator type	Lead Screw, Stepping Motor	Lead Screw, Stepping Motor	Lead Screw, Stepping Motor	Lead Screw, Stepping Motor	Lead Screw, Stepping Motor
POSITIONING: Track to track(msec)	3	3	3	3	3
Settling time (msec)	15	15	15	15	15
Head load time(msec)	Continuous Contact	Continuous Contact	Continuous Contact	Continuous Contact	Continuous Contact
Average rotational delay (msec)	100	100	100	100	100
Data transfer rate (KBytes/sec)	31.25/62.5	31.25/62.5	31.25/62.5	31.25/62.5/125	31.25/62.5/125
SIZE (Inches: H x W x D)	1.0 x 4.0 x 5.71	1.0 x 4.0 x 5.71	1.65 x 4.1 x 6.37	1.0 x 4.0 x 5.71	1.65 x 4.1 x 6.37
FIRST CUSTOMER SHIPMENT	2Q88		1990	1Q89	1990
COMMENTS			SCSI interface		SCSI interface

MANUFACTURER	TOSHIBA	TOSHIBA	TOSHIBA	TOSHIBA	Y-E DATA
DRIVE					
	ND-0801	ND-0802	ND-3561	ND-3571	YD-180
DISK/TREND GROUP	14	14	15	15	13
MARKET	OEM	OEM	OEM	OEM	OEM
MEDIA: Nominal disk diameter	5.25"	5.25"	3.5"	3.5"	8"
Recording medium	High Density Oxide Coated	High Density Oxide Coated	High Density Oxide Coated	Barium Ferrite	Oxide Coated
CAPACITY/RECORDING DENSITY					
Total capacity (Mbytes)	F: .7/1.2	F: .7/1.2	F: .7/1.4	F: .7/1.4/2.88	F: .6/1.2
Capacity per track (Bytes)	F: 4,608/7,680	F: 4,608/7,680	F: 4,608/9,216	F: 4,608/9,216/ 18,432	F: 4,096/8,192
Data surfaces per spindle	2	2	2	2	2
Tracks per surface	80/77	80/77	80	80	77
Track density (TPI)	96	96	135	135	48
Maximum linear density (BPI)	5922/9870	5922/9870	8717/17434	8717/17434/ 34868	3408/6816
Rotational speed (RPM)	360	360	300	300	360
PERFORMANCE					
Actuator type	Band, Stepping Motor	Lead Screw, Stepping Motor	Lead Screw, Stepping Motor	Lead Screw, Stepping Motor	Band, Stepping Motor
POSITIONING: Track to track(msec)	3	3	3	3	3
Settling time (msec)	15	15	15	15	15
Head load time(msec)	Continuous Contact	Continuous Contact	Continuous Contact	Continuous Contact	50
Average rotational delay (msec)	100/83.3	100/83.3	100	100	83.3
Data transfer rate (KBytes/sec)	31.25/62.5	31.25/62.5	31.25/62.5	31.25/62.5/125	31.25/62.5
SIZE (Inches: H x W x D)	1.6 x 5.7 x 8.2	1.6 x 5.7 x 8.2	1.0 x 4.0 x 5.9	1.0 x 4.0 x 5.9	2.25 x 8.55 x 12.6
FIRST CUSTOMER SHIPMENT	4Q89	3/93	4Q89	1Q92	9/81
COMMENTS					

MANUFACTURER	Y-E DATA	Y-E DATA	Y-E DATA	Y-E DATA	Y-E DATA
DRIVE					
	YD-380B-1710B	YD-380B-1711B	YD-380B-1714B	YD-380B-1734H	YD-380B-1734S
DISK/TREND GROUP	14	14	14	14	14
MARKET	OEM	OEM	OEM	OEM	OEM
MEDIA: Nominal disk diameter	5.25"	5.25"	5.25"	5.25"	5.25"
Recording medium	High Density Oxide Coated	High Density Oxide Coated	High Density Oxide Coated	High Density Oxide Coated	High Density Oxide Coated
CAPACITY/RECORDING DENSITY					
Total capacity (Mbytes)	F: 1.2	F: .7/1.2	F: .7/1.2	F: .7/1.2	F: .7/1.2
Capacity per track (Bytes)	F: 7,680	F: 4,608/7,680	F: 4,608/7,680	F: 4,608/7,680	F: 4,608/7,680
Data surfaces per spindle	2	2	2	2	2
Tracks per surface	77	80	80/77	80	80/77
Track density (TPI)	96	96	96	96	96
Maximum linear density (BPI)	9646	5922/9870	5922/9646	5922/9870	5922/9870
Rotational speed (RPM)	360	360	300/360	600/720	600/720
PERFORMANCE					
Actuator type	Band, Stepping Motor	Band, Stepping Motor	Band, Stepping Motor	Band, Stepping Motor	Band, Stepping Motor
POSITIONING: Track to track(msec)	3	3	3	3	3
Settling time (msec)	15	15	15	15	15
Head load time(msec)	50	50	50	Continuous Contact 50/41.6	Continuous Contact 50/41.6
Average rotational delay (msec)	83.3	83.3	100/83.3	50/41.6	50/41.6
Data transfer rate (KBytes/sec)	62.5	37.5/62.5	31.25/62.5	75/125	75/125
SIZE (Inches: H x W x D)	1.625 x 5.75 x 8.0	1.625 x 5.75 x 8.0	1.625 x 5.75 x 8.0	1.625 x 5.75 x 8.0	1.625 x 5.75 x 8.0
FIRST CUSTOMER SHIPMENT	4/86	4/86	4/86	6/90	6/91
COMMENTS				Double speed drive sold for duplicator	Double speed, simultaneous R/W drive sold for duplicator

1993 DISK/TREND REPORT

MANUFACTURER	Y-E DATA	Y-E DATA	Y-E DATA	Y-E DATA	Y-E DATA
DRIVE					
	YD-380B-1736B	YD-380C-1711C	YD-801 YD-802	YD-645C YD-646C	YD-665C
DISK/TREND GROUP	14	14	14	15	15
MARKET	OEM	OEM	OEM	OEM	OEM
MEDIA: Nominal disk diameter	5.25"	5.25"	5.25"	3.5"	3.5"
Recording medium	High Density Oxide Coated	High Density Oxide Coated	High Density Oxide Coated	High Density Oxide Coated	High Density Oxide Coated
CAPACITY/RECORDING DENSITY					
Total capacity (Mbytes)	F: .7/1.2	F: .7/1.2	F: 2.4	F: .7	F: 1.2
Capacity per track (Bytes)	F: 4,608/7,680	F: 4,608/7,680	F: 20,832	F: 4,608	F: 7,680
Data surfaces per spindle	2	2	2	2	2
Tracks per surface	80	80	80	80	77
Track density (TPI)	96	96	96	135	135
Maximum linear density (BPI)	5922/9870	5922/9870	19740	8717	14184
Rotational speed (RPM)	360	360	180	300	360
PERFORMANCE					
Actuator type	Band, Stepping Motor	Lead Screw, Stepping Motor	Band, Stepping Motor	Lead Screw, Stepping Motor	Lead Screw, Stepping Motor
POSITIONING: Track to track(msec)	3	3	3	6	3
Settling time (msec)	15	15	15	15	15
Head load time(msec)	Continuous Contact	Continuous Contact	50	Continuous Contact	Continuous Contact
Average rotational delay (msec)	83.3	83.3	166.7	100	83.3
Data transfer rate (KBytes/sec)	37.5/62.5	37.5/62.5	62.5	31.25	62.5
SIZE (Inches: H x W x D)	1.625 x 5.75 x 8.0	1.625 x 5.75 x 8.0	1.625 x 5.75 x 8.0	1.0 x 4.0 x 5.9	1.0 x 4.0 x 5.9
FIRST CUSTOMER SHIPMENT	2Q87	3/91	1Q87	1986	1986
COMMENTS	Also sold as YD-380B-PC		Compatible with 1.0 and 1.6 MB formats		

MANUFACTURER	Y-E DATA	Y-E DATA	Y-E DATA	Y-E DATA	Y-E DATA
DRIVE					
	YD-685C-1505H	YD-686C	YD-686F	YD-701B YD-702B	YD-701B-6031H
DISK/TREND GROUP	15	15	15	15	15
MARKET	OEM	OEM	OEM	OEM	OEM
MEDIA: Nominal disk diameter	3.5"	3.5"	3.5"	3.5"	3.5"
Recording medium	High Density Oxide Coated	High Density Oxide Coated	High Density Oxide Coated	High Density Oxide Coated	High Density Oxide Coated
CAPACITY/RECORDING DENSITY					
Total capacity (Mbytes)	F: .7/1.2	F: .7/1.2	F: .7/1.2	F: .7/1.2/1.4	F: .7/1.4
Capacity per track (Bytes)	F: 4,608/7,680	F: 4,608/7,680	F: 4,608/7,680	F: 4,608/7,680 9,216	F: 4,608/9,216
Data surfaces per spindle	2	2	2	2	2
Tracks per surface	80/77	80/77	80/77	80/77/80	80
Track density (TPI)	135	135	135	135	135
Maximum linear density (BPI)	8717/14184	8717/14184	8717/14184	8717/14184/ 17434	8717/17434
Rotational speed (RPM)	600/720	300/360	300/360	300	600
PERFORMANCE					
Actuator type	Lead Screw, Stepping Motor	Lead Screw, Stepping Motor	Lead Screw, Stepping Motor	Lead Screw, Stepping Motor	Lead Screw, Stepping Motor
POSITIONING: Track to track(msec)	3	3	3	3	3
Settling time (msec)	15	15	15	15	15
Head load time(msec)	Continuous Contact	Continuous Contact	Continuous Contact	Continuous Contact	Continuous Contact
Average rotational delay (msec)	50/41.6	100/83.3	100/83.3	100	50
Data transfer rate (KBytes/sec)	62.5/125	31.25/62.5	31.25/62.5	31.25/62.5/62.5	62.5/125
SIZE (Inches: H x W x D)	.68 x 4.0 x 5.9	1.0 x 4.0 x 5.9	.68 x 3.78 x 5.9	1.0 x 4.0 x 5.9	.68 x 4.0 x 5.9
FIRST CUSTOMER SHIPMENT	6/90	1Q87	1/90	1Q87	6/90
COMMENTS	Double speed drive sold for duplicator				Double speed drive sold for duplicator

MANUFACTURER	Y-E DATA	Y-E DATA	Y-E DATA	Y-E DATA	Y-E DATA
DRIVE					
	YD-701B-6030S	YD-702F	YD-702G	YD-742	YD-750
DISK/TREND GROUP	15	15	15	15	16
MARKET	OEM	OEM	OEM	OEM	OEM
MEDIA: Nominal disk diameter	3.5"	3.5"	3.5"	3.5"	3.5"
Recording medium	High Density Oxide Coated	High Density Oxide Coated	High Density Oxide Coated	Barium Ferrite	Metal Powder
CAPACITY/RECORDING DENSITY					
Total capacity (Mbytes)	F: .7/1.2/1.4	F: .7/1.2/1.4	F: .7/1.2/1.4	F: .7/1.4/2.88	F: 20.8
Capacity per track (Bytes)	F: 4,608/7,680/ 9,216	F: 4,608/7,680/ 9,216	F: 4,608/7,680/ 9,216	F: 4,608/18,432	F: 27,648
Data surfaces per spindle	2	2	2	2	2
Tracks per surface	80/77/80	80/77/80	80/77/80	80	380
Track density (TPI)	135	135	135	135	677
Maximum linear density (BPI)	8717/14184/ 17434	8717/14184/ 17434	8717/14184/ 17434	8717/17434/ 34868	45800
Rotational speed (RPM)	600/720/600	300/360/300	300/360/300	300	1080
PERFORMANCE					
Actuator type	Lead Screw, Stepping Motor	Lead Screw, Stepping Motor	Lead Screw, Stepping Motor	Lead Screw, Stepping Motor	Lead Screw, Stepping Motor
POSITIONING: Track to track(msec)	3	3	3	3	--
Settling time (msec)	15	15	15	15	--
Head load time(msec)	Continuous Contact	Continuous Contact	Continuous Contact	Continuous Contact	Continuous Contact
Average rotational delay (msec)	50/41.6/50	100	100/83.3/100	100	27.8
Data transfer rate (KBytes/sec)	62.5/125/125	31.25/62.5/62.5	31.25/62.5/62.5	31.25/62.5/125	625
SIZE (Inches: H x W x D)	1.0 x 4.0 x 5.9	.68 x 3.78 x 5.9	.59 x 3.78 x 5.1	1.0 x 4.0 x 5.9	1.625 x 4.0 x 5.9
FIRST CUSTOMER SHIPMENT	6/91	1/90	7/91	1990	4Q92
COMMENTS	Double speed, simultaneous R/W drive sold for duplicator		Direct drive motor		55 msec average positioning time Read compatible with 1.0 and 2.0 MB

MANUFACTURER PROFILES

All manufacturers now producing flexible magnetic disk drives, or which have indicated specific plans to enter the market, are listed in this section. The heading "1992 FDD sales" refers to the DISK/TREND estimate of flexible disk drive sales only -- no sales of other drive types are included, nor are sales of parts or other disk drive related products such as controllers. "1992 total net sales" covers the fiscal year ending in 1992 for each firm unless noted otherwise, or for the parent company if the disk drive manufacturer is a subsidiary. The fiscal years of listed firms end on December 31, 1992, unless otherwise noted.

Exchange rates

The exchange rates used in converting the financial data of non-U.S. manufacturers to dollars is given below. The average exchange rate for 1992 is used, as reported by the U.S. Federal Reserve Bulletin and rounded to three significant figures, except that the exchange rate for the Brazilian Cruzeiro, which fluctuates widely, has been averaged from several sources.

<u>Country</u>	<u>Currency</u>	<u>Currency units per U.S. dollar</u>
Brazil	Cruzeiro	6781.0
Hong Kong	Dollar	7.74
Japan	Yen	127
South Korea	Won	785
Taiwan	Dollar	25.2

Use caution in making year to year comparisons of revenue and income, as they are significantly impacted by exchange rate fluctuations.

U.S Manufacturers

BRIER TECHNOLOGY, INC.
25 Meca Drive
Norcross, GA 30093

Incorporated in April, 1986, Brier was founded by managers from Data Technology and other data storage firms to develop high capacity 3.5 inch floppy disk drives. The initial product was a 21.4 megabyte drive with a "buried" embedded servo, using preformatted diskettes with barium ferrite media. In the Spring of 1988, an interest in Brier was purchased by Intelligent Systems, which also owns Peachtree Software, Princeton Graphics Systems, Quadram, and other PC oriented peripherals companies. Limited shipments began in 1989 of a full size 21.4 megabyte drive, eventually replaced by a 1 inch high version with full read/write downward compatibility with .7 and 1.44 megabyte drives. Brier licensed Irwin Magnetics, later part of Archive, as a second manufacturing source, but this arrangement did not produce results. Brier pursued primarily the aftermarket, with most drives distributed through Quadram subsystem sales. The company failed to establish a large customer base, and the product line became inactive during the last year.

INSITE PERIPHERALS, INC.
4433 Fortran Drive
San Jose, CA 95134-2302

Insite's announcement of a 20 megabyte 3.5 inch microfloppy, combining an optical head positioning scheme with magnetic recording, aroused widespread interest in the industry. Trademarked as the "floptical", the drive uses an LED on the head assembly to follow optically reflective servo tracks on the surface of 3.5 inch barium ferrite media. A 1 inch high version that is downward compatible with standard 3.5 inch .7 and 1.44 megabyte drives in both read and write modes became available in late 1991, the result of Insite's contract manufacturing arrangement with Matsushita Kotobuki Electronics. Insite has attempted to achieve mainstream status for the "floptical" through licensing of established drive and media manufacturers, with Iomega as the first announced licensee. 3M and Hitachi Maxell have been granted licenses as media producers and made equity investments in Insite.

Despite establishment of reliable drive and media manufacturing sources, the Insite drive's price has been several times higher than low capacity 3.5 inch floppy drives during a period of intense price competition in the personal computer industry, the largest market opportunity. As a result, personal computer manufacturers have been unwilling to add floptical drives as standard products, assuming the market opportunity for the drives is specialized and that the majority of their customers would be unwilling to pay a higher price for personal computers with floptical drives. So far, the available market has been confined to

storage subsystems builders active in the add-on market and to OEM sales for engineering workstations.

Insite's development activities and other operations were funded by several rounds of venture capital investments, which were mostly exhausted by the second half of 1993. In late 1993, negotiations for the sale of Insite to Ocean Radio Group, based in Singapore, were completed. Ocean Radio has been active for 50 years as a trading company in consumer electronics, components, computers and peripherals. With the new owner's financial backing, the manufacturing arrangement with MKE will continue and new programs to expand sales are expected.

INTERNATIONAL BUSINESS MACHINES CORPORATION

Route 22
Armonk, NY 10504

1992 total net sales: \$64,523,000,000 Net income: (\$4,965,000,000)

IBM introduced the original one and two sided 8 inch flexible disk drives, and has used them on a wide variety of business systems, word processing systems, terminals and specialized equipment. After years of neglecting the minifloppy product area, IBM emerged as the world's largest buyer of OEM floppy drives, when it used two sided 48 TPI 5.25 inch drives for the successful PC program. This choice established the two sided 48 TPI format as a mainstream minifloppy configuration. Later, the IBM blessing was given to 1.2 megabyte 5.25 inch drives, and this configuration became an industry standard. The 1987 introduction of the PS/2 series of personal computers using both .7 and 1.44 megabyte microfloppies reinforced the 3.5 inch trend and gave the 1.44 megabyte format a major boost. IBM made extensive preparations to design and manufacture its own 5.25 inch and microfloppy drives, but abruptly cancelled the program in mid-1985 -- choosing to rely on the low cost floppy drives available from numerous suitable vendors. Internal production of 8 inch floppy drives continued until recently to support older system families.

In 1991, IBM finally announced 2.88 megabyte barium ferrite 3.5 inch drives on one PS/2 system model. IBM's preparations for this move were widely followed and prompted many Japanese floppy drive manufacturers to prepare for production of 2.88 megabyte barium ferrite drives. However, IBM's delay until 1992 in utilizing 2.88 megabyte drives on additional systems, combined with significantly higher price levels for 2.88 megabyte drives, inhibited most other system OEMs in making commitments to use 2.88 megabyte drives. During 1992, IBM added 2.88 megabyte drives to over 30 new PS/2 models, but has not used them with PS/1 and ValuePoint personal computer systems.

IOMEGA CORPORATION
1821 West Iomega Way
Roy, UT 84067

1992 FDD sales: \$66,500,000

1992 total net sales: \$139,174,000

Net income: \$4,671,000

Iomega, founded in 1980 by former IBM managers, was successful in establishing production capability for its unique 8 inch drive, which maintained control of head/disk contact with the Bernoulli effect. The product was originally intended as an OEM drive, but Iomega had much better luck with subsystems sold in the personal computer add-on market. The original 8 inch subsystem for the IBM PC market provided most of the company's early revenue growth until surpassed by the 20 megabyte half high 8 inch drives introduced in 1985. However, half high 5.25 inch models in production since 1987 have largely displaced 8 inch drives, and Iomega discontinued 8 inch drives in 1991. The 5.25 inch product line includes drives offering 21.4 megabytes capacity, a 44.5 megabyte model (1989), a 90 megabyte model (1991) and a 150 megabyte model added in late 1992.

Iomega has licensed the Insite Peripherals "floptical" drive and media, and has selected Chinon as a manufacturing partner for the drive. Iomega's "floptical" drive was introduced in late 1992, with immediate production availability. The Iomega version of the drive has been modified somewhat from the Insite design, but supports media interchange with Insite drives.

MILTOPE CORPORATION
1770 Walt Whitman Road
Melville, NY 11747

8 inch flexible disk drives have been manufactured internally by Miltope since the 1970's for use in its line of militarized peripherals, which include disk, tape and bubble memory subsystems. Both one and two sided 8 inch drives have been produced. Internal floppy drive production is being phased out, with only occasional requirements for long running military computer applications. Miltope also produces small quantities of militarized rigid disk drives, currently using externally purchased disk mechanisms.

Asian Manufacturers

(All fiscal years end in March, 1992, unless otherwise noted. All companies are in Japan unless otherwise noted.)

ALPS ELECTRIC CO., LTD.
1-7, Yukigaya Ohtsuka-cho
Ohta-ku, Tokyo 145
Japan

1992 FDD sales: \$104,100,000

1992 total net sales: \$3,632,433,000

Net income: \$57,535,000

Alps Electric is a diversified manufacturer of electronic components and subassemblies for television, audio, instruments and computer applications. Printers, keyboards, mice and disk drives together account for approximately 19% of Alps revenues, and magnetic heads accounts for an additional 19%. The firm's big increase in floppy drive shipments came in 1981, with a rapid buildup of shipments to Apple Computer. Alps began shipping 3.5 inch microfloppy drives in mid-1984. Alps also offers a product line of rigid disk drives.

In the spring of 1987, Alps became the first Japanese company to manufacture floppy drives in the U.S., with 5.25 inch drives made in Garden Grove, California. Alps has also manufactured floppy drives in Ireland. A 2.88 megabyte 3.5 inch drive became available in mid-1990. A prototype 2.5 inch nonremovable floppy disk drive with a 10 megabyte capacity and average seek time of 50 milliseconds was shown to prospective customers in 1991 but has not been formally announced. A half inch high 3.5 inch drive began shipments in 1992.

BROTHER INDUSTRIES

9-35, Horita-dori
Mizuhoku, Nagoya 467
Japan

1992 total net sales: \$1,797,850,000
(FY ending 11/30/92)

Net income: \$701,000

Brother is Japan's largest manufacturer of sewing machines, knitting machines and typewriters, with rapid growth in recent years in printers and other office equipment. Brother began shipping a 100 kilobyte 3.5 inch microfloppy drive in 1984 and added one inch high .7, 1.2, and 1.44 megabyte versions in 1986. The firm was unable to achieve a high enough production volume to remain competitive in the OEM market, and Brother's floppy disk drive production is now dedicated to use in Brother products, mostly in electronic typewriters.

CITIZEN WATCH CO., LTD.
2-1-1, Nishi-Shinjuku
Shinjuku-ku, Tokyo 160
Japan

1992 FDD sales: \$145,700,000

1992 total net sales: \$3,246,945,000

Net Income: \$109,976,000

Citizen is steadily expanding its diversification into additional products, from its basic position of strength as Japan's second largest watch manufacturer. Watches are now down to 47% of sales, machine tools hold 7% and electronic equipment the balance. In addition to printers, displays, and small computers, Citizen introduced 3.5 inch microfloppies in 1984, offering the first one inch high floppy drive, and began an aggressive sales program in the U.S. and Europe, aimed at the OEM market.

In 1989, Citizen again led the industry in drive packaging, this time with the first introduction of 19 millimeter high 3.5 inch floppy disk drives, followed in 1990 with drives only 15 millimeters high. A 20.6 megabyte (formatted) floppy drive using metal powder media was announced in late 1989, with specification changes considered likely to conform to the JEIDA specification for high capacity floppy drives, when final. In late 1991, the firm began shipping 2.88 megabyte 3.5 inch drives and in late 1992 announced the thinnest 3.5 inch floppy drive to date, only 11 millimeters in height.

EASTERN PERIPHERALS PVT. LTD.
72, S. D. F. III
Seepz, Andheri (E)
Bombay, 400 096
India

Eastern Peripherals was originally established in 1979 to make 5.25 inch floppy disk drives and components for Tandon Corporation, and is owned by members of the Tandon family. With Tandon Corporation's departure from the disk drive business in 1987, Eastern Peripherals continued as an OEM floppy drive manufacturer, using models developed by Tandon, and also produces heads, stepping motors, and other electronic products. The firm expects to phase into production of 3.5 inch floppy drives.

ERGO ELECTRONICS CO., LTD.
388 Castle Peak Road
Tsuen Wan, New Territories
Hong Kong

Ergo was founded in 1978 as the Evergo Corporation and changed its name in 1985 to reflect new management. The firm assembles personal computers

1993 DISK/TREND REPORT

and also manufactures 5.25 inch floppy disk drives for the Apple compatible market, with drives for the IBM personal computer market added in 1986. 3.5 inch drives were announced in late 1989, with the mechanisms assembled under contract in the People's Republic of China.

HITACHI, LTD.

6-2, Otemachi 2-chome
Chiyoda-ku, Tokyo 100
Japan

1992 total net sales: \$61,146,024,000 Net income: \$1,004,811,000

Hitachi is Japan's largest electric and electronics manufacturer, with about 47% of its total sales generated by the computer and communications industry. Hitachi has been making 8 inch floppy drives since 1976 for both captive and OEM applications. In 1982, the firm entered the 5.25 inch market, and also joined in the 3 inch microfloppy standard with Matsushita Electric Industrial, but has since dropped production of 3 inch floppy drives. In early 1986, the firm began shipping a 1.2 megabyte 3.5 inch drive, but manufacturing ceased in 1987. Hitachi took an early leadership role in introducing high capacity flexible disk drives designed to use high density particulate media developed by Maxell, including a 6.15 megabyte 8 inch drive and a 4.15 megabyte 5.25 inch drive, but production remained small. However, in recent years floppy drive activity has dwindled and production is being phased out in 1993.

HYUNDAI ELECTRONICS INDUSTRIES CO., LTD.

San 136-1, Ami-ri, Bubal-myun
Ichon-kun, Kyoungki-do
South Korea

Hyundai's first attempt to enter the disk drive business was a disastrous joint venture with Tandon, which was abandoned in early 1987 after serious friction between the joint venturers. Hyundai later concluded an agreement with Fujitsu to take over the 3.5 inch microfloppy program which Fujitsu was preparing for market introduction at the time it acquired control of Copal, which then was chosen as the Fujitsu floppy drive manufacturing arm. Using the Fujitsu products as a starting point, Hyundai established its own microfloppy drive manufacturing program at the large electronics complex at Ichon.

MATSUSHITA COMMUNICATION INDUSTRIAL CO., LTD.

4-3-1 Tsunashima-Higashi
Kohoku-ku, Yokohama 223
Japan

1992 FDD sales: \$229,200,000

1992 total net sales: \$4,296,102,000

Net income: \$91,835,000

Matsushita Communication Industrial is a member of the Matsushita Electric Industrial group, a worldwide giant in appliances and electronics. During the early growth of the floppy drive industry, MCI manufactured most of the Shugart Associates floppy drive line under license for the Japanese OEM market. MCI later added floppy drives of its own design, including half high 5.25 inch and 3.5 inch microfloppy drives. The firm made half high 5.25 inch drives on a contract manufacturing basis for Shugart and in 1985 acquired marketing rights in the United States, which has resulted in significant sales by the firm's U.S. Panasonic subsidiary. MCI established a joint venture with a manufacturer in the Philippines, Precision Electronics Corporation, to manufacture floppy disk drives and other computer components, and all flexible disk drive production is now located in the Philippines.

The firm introduced a .7 megabyte 2 inch floppy drive that was adopted by Zenith in 1989 for use in a notebook computer but was otherwise shunned by the computer industry. In 1987, MCI became one of several firms that licensed the barium ferrite technology used in the Toshiba 2.88 megabyte 3.5 inch floppy drive, and shipped its first 2.88 megabyte drive in 1990. MCI has also announced high capacity 3.5 inch drives and 17 millimeter high 3.5 inch drives with .7, 1.44, and 2.88 megabyte capacities, but most of the product line is still composed of 1 inch high drives.

MATSUSHITA ELECTRONIC COMPONENTS CO., LTD.

Subsidiary of Matsushita Electric Industrial Co., Ltd.
1006, Kadoma, Kadoma City
Osaka 571
Japan

1992 FDD sales: \$53,700,000

1992 total net sales: \$3,008,236,000

Net income: \$811,000

Matsushita's Panasonic, National, Technics and Quasar brand names are among the most widely known in the world for appliances, consumer electronics and communications equipment. Matsushita Electronic Components Co. (MACO) joined with Hitachi in attempting to establish a 3 inch microfloppy standard, which had widest acceptance in the European market, but discontinued in 1991. Production of one inch high 3.5 inch microfloppies began in 1987 and a 15 millimeter high version was added in 1991.

MITSUBISHI ELECTRIC CORPORATION

2-3, Marunouchi 2-chome

Chiyoda-ku, Tokyo 100

Japan

1992 FDD sales: \$124,300,000

1992 total net sales: \$26,324,969,000

Net income: \$284,047,000

Mitsubishi Electric is a leader in the Japanese domestic small business systems market, and one of the country's leading electronic and electrical products manufacturers. 8 inch drives, used with the firm's Melcom systems and sold in the domestic market for several years, are now out of production. A family of half high 5.25 inch floppy drives was introduced in 1982, with capacities up to 1.6 megabytes. Mitsubishi also started shipping a 3.5 inch microfloppy drive in 1983 and introduced a 1.44 megabyte version as early as 1985.

After production of flexible disk drives was moved to expanded facilities at Mitsubishi's Koriyama Works, Melco Manufacturing (Thailand), a joint venture for the manufacture of floppy disk drives was established in Thailand with Kang Yong Electric Manufacturing Co. The joint venture is largely owned by Mitsubishi. Production of one inch high 3.5 inch drives at Koriyama began in 1987, and Mitsubishi became a major supplier of flexible disk drives to IBM. In 1991, the firm introduced a 2.88 megabyte 3.5 inch drive and a 14.8 millimeter high 3.5 inch 1.44 megabyte drive.

MITSUMI ELECTRIC CO., LTD.

8-8-2, Kokuryo-cho

Chofu-City, Tokyo 182

Japan

1992 FDD sales: \$257,600,000

1992 total net sales: \$1,406,669,000

Net income: \$22,929,000

(FY ending 1/31/92)

Mitsumi is a leading manufacturer of electronic subassemblies and components, including magnetic heads. Floppy disk drives represent about 21% of sales, up sharply from 10% in 1991. The firm established a joint venture facility with Commodore, named Newtronics, to produce 5.25 inch and 3.5 inch floppy drives, and acquired complete ownership of Newtronics in 1986. During the last few years, Mitsumi has established a pattern of high growth in floppy drive sales, the result of low cost manufacturing operations and an aggressive pricing policy.

In 1984, Mitsumi introduced a very low cost 2.8 inch drive using a special Maxell disk under the name "Quick Disk", which used a single spiral track with 64,000 kilobytes capacity. It was used primarily in low-end home systems, including games, with final shipments in 1991. One inch high 3.5 inch drives went into

production in 1987, followed by 3/4 inch high drives in 1989. A 12.7 millimeter high 1.44 megabyte 3.5 inch drive was announced in late 1991. Mitsumi has established a manufacturing facility in Malaysia for floppy disk drives and began manufacturing at Cebu Mitsumi in the Philippines in early 1992.

NEC CORPORATION

5-33-1 Shiba
Minato-ku, Tokyo 108
Japan

1992 FDD sales: \$277,800,000

1992 total net sales: \$29,715,354,000 Net income: \$120,283,000

About 52% of NEC's revenues are generated by computer mainframes, small business systems, minicomputers and desktop systems -- and the firm remains the leader in the growing Japan domestic personal computer market. Since 1978 the company has manufactured two sided 8 inch floppy drives, and was one of the earliest firms to offer half high 8 inch drives, with shipments starting in late 1981. 3.5 inch microfloppy drives and half high 5.25 inch drives were introduced in 1984. The majority of NEC's floppy drive shipments have been for captive applications.

NEC moved into the high capacity floppy drive market with the 1988 introduction of a 3.5 inch 9.4 megabyte drive for sale with its microcomputer systems. A 10 megabyte version with downward compatibility to .7 and 1.44 megabyte drives was introduced in 1990. NEC is very active on the JEIDA committee working to standardize high capacity 3.5 inch floppy disk drives, and has announced a 21.4 megabyte drive. In 1989, NEC announced that it was establishing a subsidiary in Hong Kong to oversee procurement and manufacturing in Southeast Asia, including production of floppy disk drives in the Philippines.

SAFRONIC CORPORATION

7-5-17 Nakazato
Tendo-shi, Yamagata 994
Japan

Safronic, founded in October, 1988, originally was called Digital Systems, Inc., and later adopted the name of its major distributor, Japan Peripherals Network (JPN). In 1991, the firm adopted its present name, with JPN remaining a separate organization distributing peripherals, including floppy disk drives made by Safronic. Safronic has arranged contract manufacturing sources for the firm's half high 5.25 inch drives and 1.44 megabyte 3.5 inch drives, and in 1993 is arranging contract manufacturing facilities in Southeast Asia, to reduce costs. Sales are mostly through distribution.

SAMSUNG ELECTRONICS CO., LTD.

Subsidiary of the Samsung Group
Taipyung-ro, Chung-ku
Seoul
South Korea

1992 FDD sales: \$50,100,000

1992 total net sales: \$7,778,395,000

Net income: \$92,327,000

Samsung Electronics is the leading manufacturer of consumer electronics and appliances in Korea. About 16% of sales are computer or communications products. In 1988, the firm merged with Samsung Semiconductor and Telecommunications, with Samsung Electronics the surviving organization. Samsung got started in floppy drive production in 1983 when Shugart Associates granted a license to manufacture and market the Shugart 5.25 inch floppy drives in South Korea. Samsung is currently making half high 5.25 inch drives with capacities up to 1.2 megabytes, and production of 3.5 inch 1.44 megabyte one inch high drives began in 1989. 2.88 megabyte 3.5 inch drives were introduced in 1992.

SEIKO EPSON CORPORATION

3-5, Owa 3-chome, Suwa-shi
Nagano, 392
Japan

1992 FDD sales: \$174,900,000

Seiko Epson is owned by the privately held Suwa Seikosha/Epson group held by members of the Hattori family, who also control Japan's Seiko companies active in watches and electronics. Epson is best known for matrix printers, used worldwide with personal computers. Epson also manufactures line printers, LCDs, watch components, and portable computers. The first Epson floppy drive was a captive 5.25 inch one third high unit first shipped in 1982 and used with the Epson portable computer. Starting in October, 1983, Epson added an OEM floppy drive product line of 5.25 and 3.5 inch models, including 3.5 inch drives with very low power requirements. Currently, the product line includes half high 5.25 inch drives and 25.4, 18 and 15 millimeter high 3.5 inch drives.

SONY CORPORATION

6-7-35, Kita-Shinagawa
Shinagawa-ku, Tokyo 141
Japan

1992 FDD sales: \$281,300,000

1992 total net sales: \$30,829,890,000

Net income: \$945,835,000

Sony, founded in 1946, is best known as a consumer electronics producer, but expansion in communications and computer products markets continues to

be a major company objective. About 24% of sales are nonconsumer products. Included are word processing and personal computer equipment -- both of which use the Sony 3.5 inch microfloppy which has been shipping since late 1981. After initially taking a somewhat stiff posture on granting licenses, Sony demonstrated flexibility in working with the U.S. manufacturers concerned with establishing common standards. The result was agreement on the 3.5 inch media standard by Sony and several U.S. drive and media manufacturers -- and a growing number of Japanese firms rushing to make 3.5 inch microfloppy drives. After a big early boost when Hewlett-Packard selected Sony's drive for a variety of personal computers, there was a two year period of attack from contentious sponsors of rival standards, but the industry consensus on the Sony 3.5 inch drive has been in place since the mid-1980's. Sony's microfloppy drive and media shipments grew strongly after Apple chose the drive for its Macintosh system and other systems manufacturers signed on.

Sony proposed to the industry a 1.44 megabyte, 3.5 inch diskette in 1985, which has become a de facto industry standard, with a little help from IBM. In 1987, Sony responded to the growing industry support for one inch high 3.5 inch drives by introducing its own model. A 2.88 megabyte 3.5 inch floppy disk drive was introduced in 1991. Sony pioneered the submicrofloppy field with a very high bandwidth .7 megabyte 2 inch floppy based upon a design used in the Mavica video camera storage device, but the data version of the 2 inch drive has not found a following in the computer industry. Sony is also an active producer of CD-ROM, erasable and write-once optical disk drives, but has been frustrated in attempting to establish a presence in the rigid disk drive market.

TEAC CORPORATION
3-7-3, Naka-cho
Musashino, Tokyo 180
Japan

1992 FDD sales: \$418,900,000

1992 total net sales: \$965,331,000

Net income: \$16,441,000

Teac is a leading manufacturer of consumer and professional audio recorders, but digital recording equipment is an increasing portion of the firm's product mix, now accounting for about 78% of total revenues. Shipments of 5.25 inch floppies for the OEM market started in 1978, and rapid growth made Teac the leader in worldwide noncaptive floppy drive revenues during the last few years. Major products today are half high 5.25 inch drives and microfloppy drives. In 1985, Teac announced its line of 3.5 inch drives, including a 1.44 megabyte model and subsequently added one inch high models. The firm joined Toshiba in 1987 in announcing 2.88 megabyte 3.5 inch floppy drives using barium ferrite media. 19 millimeter high 3.5 inch drives were introduced in 1989, and a 2.88 megabyte model was introduced in 1990. In 1991, Teac introduced the industry's first 12.7 millimeter high 3.5 inch floppy disk drive, moving to the front in the race to downsize microfloppy drives. Teac has made manufacturing and licens-

ing arrangements with a number of firms in Japan, Korea, and other countries. Much of TEAC's current production has been moved to Malaysia. The company has also established a drive component manufacturing operation in Singapore.

TOSHIBA CORPORATION

1-1-1, Shibaura
Minato-ku, Tokyo 105
Japan

1992 FDD sales: \$53,200,000

1992 total net sales: \$37,184,118,000 Net income: \$310,921,000

Toshiba is one of Japan's major diversified electric and electronics manufacturers, with products ranging from heavy electric machinery to home appliances and communications equipment. Toshiba has a major share of the Japanese minicomputer and small business system markets. 8 inch floppy drives for both captive and OEM markets were produced starting in 1977. Half high two sided 5.25 inch drives were added in 1982, with the more recent addition of microfloppy drives. Although now de-emphasizing internal production of standard floppy drives, Toshiba has actively promoted advanced technology, including optical drives. High capacity barium ferrite media was developed by Toshiba for 2.88 megabyte 3.5 inch floppies, with production of drives and media starting in 1988. Several other firms have licensed the drive and media. Volume production of 2.88 megabyte drives began in early 1992.

Y-E DATA, INC.

60, 1-1, Higashi-Ikebukuro 3-chome
Toshima-ku, Tokyo 170
Japan

1992 FDD sales: \$154,400,000

1992 total net sales: \$230,236,000 Net income: \$15,693,000

Y-E Data is a spin-off of Yaskawa Electric, a diversified manufacturer of heavy electric, factory automation and data processing equipment. Data processing products are the responsibility of Y-E Data, which first manufactured 8 inch one sided floppy drives in 1974 under an Orbis license. Disk drives represent about two thirds of current sales. Manufacturing is split between Japan, Thailand and a facility in the U.K.

Y-E Data became an early leader in the Japanese OEM markets for both 8 and 5.25 inch two sided drives. Y-E Data also cooperated with NTT on the standard for 1.2 megabyte 5.25 inch drives and has been shipping its version since early 1982. Microfloppy drives were added in 1984. Y-E Data's biggest sale of all came in 1984, with IBM's selection of the firm's 1.2 megabyte 5.25 inch drive for use with the PC AT. In 1986, one inch high 3.5 inch drives were added to the product line. A 2.88 megabyte 3.5 inch microfloppy drive using cobalt

modified oxide media was introduced in 1988 in an unsuccessful attempt to develop an industry standard, and a 2.88 megabyte 3.5 inch drive using standard barium ferrite media was first shipped in 1990. A preliminary announcement of a 27.8 megabyte drive using metal particle media was made in 1989, with specifications revised in 1991. The final capacity specification became 20.8 megabytes, and shipments at a low level started in late 1992.

In addition to its drive manufacturing activities, Y-E Data supplies drive kits to manufacturers in India, mainland China and other Asian countries.

European Manufacturers

DZU
6000 Stara Zagora
Bulgaria

DZU is the current name for the Bulgarian organization known for many years as ISOT, following a series of reorganizations in 1989 of the governmental structure which manages Bulgarian technology industries. DZU has produced flexible and rigid disk drives, as well as most of the components needed for disk drive fabrication, plus many other electrical and electronic devices. Isotimpex is the foreign trade organization for Bulgarian computer equipment and other electronic products. Over the years, the main market for disk drives manufactured by DZU were the former Eastern Bloc countries, with some magnetic media products also exported to Western countries. Rigid disk drives, in several older IBM configurations, have been produced since the 1960s, later joined by 8 inch and 5.25 inch floppy drives. As a result of the economic upheaval in the former Eastern Bloc countries, DZU production has been greatly reduced and extensive reorganization of the facilities which produced floppy drives has been under way.

ISOT (See DZU)

PERIPHERAL DATA SYSTEMS
Asenovgradsko Shose
Plovdiv
Bulgaria

Peripheral Data Systems (formerly known as Instrumentation and Automation) had the charter from the Bulgarian government for product development and to establish high volume manufacturing facilities for peripherals used in personal computers, in order to facilitate usage of personal computers throughout the country. With assistance from ISOT, plus acquisition of tooling from outside countries, the organization started production of 5.25 inch flexible disk drives in 1985. However, with the extensive political and economic changes which have occurred in all former Eastern Bloc countries, floppy drive production by this organization has been phased out.

South American Manufacturers

MULTIDIGIT TECNOLOGIA S.A.
BR 290, Km 75
Distrito Industrial de Gravatai
94000 Gravatai/RS
Brazil

Multidigit was founded in 1979 with a cadre of Brazilian university students, and so qualifies as a genuinely homegrown company. Products have included floppy and rigid drives, controllers, and tape drives. The floppy drives were half high 5.25 inch models using both 48 and 96 TPI and were produced starting in 1985 and 1986, respectively. Production declined under the pressure of the opened Brazilian computer market, and ceased in 1992.

1993 DISK/TREND REPORT

DISK/TREND ON DISK

Introduction

DISK/TREND ON DISK is a licensed set of floppy disks containing the statistical tables and specification tables from the annual DISK/TREND Reports. The disk files have been prepared in a format usable on IBM or IBM-compatible computers running under the MS-DOS or PC-DOS operating system. A system with a hard disk is highly recommended, but a system with two floppy disks can be used if necessary. All DISK/TREND ON DISK files contain data only -- manipulation of data is the user's responsibility. Because some of the files can be very large, system memory of 640K or more is recommended.

Two types of diskette files are supplied for each DISK/TREND disk drive report. The first type contains the statistical tables in ASCII format. File names are keyed to the table numbers in the report for easy identification. The second type contains the specification section in a Lotus 1-2-3 data base format. Multiple disks of each type are provided where the files are too numerous or too large to fit on a single floppy disk. The color of the label of the floppy disk is similar to the color used on the cover of the corresponding report for ease in identification.

Because the statistical tables are provided in ASCII format, they can be used with any spreadsheet program that can import ASCII text files. However, the specification tables have been prepared specifically in Lotus 1-2-3 format to allow them to be searchable using Lotus 1-2-3 data base commands. If you are using a spreadsheet program other than Lotus 1-2-3 that can translate Lotus WK1 formatted files to its own format, it may be able to import the specification tables without difficulty.

A file translation program, AutoImport, is available from DISK/TREND to assist in converting the data supplied to the formats of several popular spreadsheet programs. One copy of AutoImport is provided automatically at no extra charge to DISK/TREND subscribers who have purchased an original copy of DISK/TREND ON DISK but is provided only in the first year DISK/TREND ON DISK is purchased. Updates to AutoImport may be provided in following years at DISK/TREND's discretion. Extra copies of AutoImport may be purchased at any time. If you have not purchased DISK/TREND ON DISK, but would find AutoIm-

port useful with other file translation tasks, it may be purchased independently from DISK/TREND or White Crane Systems, Inc.

The authors of this manual assume that you are familiar with personal computers, Lotus 1-2-3 or other spreadsheets, and MS-DOS, and do not cover their operation in this manual. This manual deals specifically with how to load and use the files supplied on the floppy disks.

Note: Please read the license on the following page.

DISK/TREND ON DISK

Information License

DISK/TREND supplies diskettes containing selected information from the 1993 DISK/TREND Report as a separately purchased option to subscribers to the corresponding 1993 DISK/TREND Report volume.

YOU MAY:

1. Install and use the information on a single computer system, provided that you or the organization by which you are employed has purchased at least one copy of the DISK/TREND report volume associated with the information.
2. Make backup copies of the information for your own use. Such backup copies may be used only on the computer on which the information is installed. You must reproduce the copyright notice on any copies.
3. Reproduce the information, but not the associated programs or documentation, contained in the Product for use within internal documents distributed within the organization by which you are employed.

YOU MAY NOT:

1. Install, or allow the use of, the information on more than a single computer system.
2. Transfer the information through or within a computer network.
3. Distribute the information or any portion thereof in any form outside the organization by which you are employed or modify the information for purposes of distribution.
4. Transfer this license to another party.

AUTOIMPORT

Use of AutoImport is subject to license terms and conditions of White Crane Systems, Inc.

Trademarks

IBM is a trademark of International Business Machines Corporation.
 Lotus and Lotus 1-2-3 are trademarks of Lotus Development Corporation.
 MS-DOS is a trademark of Microsoft Corporation.
 AutoImport is a trademark of White Crane Systems, Inc.

Getting started

The first thing you should do is to make working copies of the original DISK/TREND diskettes. Place the originals in a safe location and use only the working copies for day-to-day operations. This procedure will help to protect your data from inadvertent destruction or loss due to a malfunction of the computer or its operator. We also recommend that you place a write protect tab on the working copies (after you create them) for the same reason. Use the hard disk or another floppy disk copy for day-to-day manipulations of the files.

The statistical tables are provided in ASCII text format. This allows you to use any word processor to edit the file prior to importing it into Lotus 1-2-3. Appropriate editing removes any material you don't wish to work with and allows you to add figures or text to the data tables. You may also embed the data in internal documents or reports you are preparing for use within your company.

To convert the statistical tables to a spreadsheet you may use the AutoImport utility software, which is probably quicker and easier than the typical text file import and conversion procedure provided with spreadsheet programs. One copy of AutoImport is provided automatically at no extra charge to each DISK/TREND subscriber who has purchased an original copy of DISK/TREND ON DISK and is provided in the first year DISK/TREND ON DISK is purchased. Updates to AutoImport may be provided in following years at DISK/TREND's discretion. Extra copies of AutoImport may be purchased at any time.

DISK/TREND ON DISK is shipped on either 1.2 megabyte 5.25 inch or 1.44 megabyte 3.5 inch floppy disks.

STATISTICAL TABLES

Loading and Installation

1. Place the floppy disk marked "Tables" in a floppy disk drive able to read your size disks. This is usually drive A, but if you are using a dual floppy only system, use drive B and put the Lotus 1-2-3 system disk in drive A. Use the DOS 'DIR' command to examine the file directory on the "Tables" disk. If there are any special instructions, they will be in a file named READ.ME. To see these instructions, at the DOS prompt type:

TYPE A:READ.ME (Use the appropriate drive letter if not A)

If you wish to print the instructions, turn on your printer and type:

TYPE A:READ.ME>PRN

2. Do this step if you have a hard disk. Log into the hard disk directory in which Lotus 1-2-3 normally stores worksheet files. Using the DOS 'COPY' command, copy all the statistical table files to the hard disk. This can be done in one step using the copy command as follows:

COPY A:?\T*.*

Several utility files should also be copied. The command is:

COPY A:*.PRN (if you are using the Lotus 1-2-3 data parsing commands)
COPY A:*.MSK (if you are using AutoImport)

The utility files named FORMLIN?.PRN are specifically for usage with Lotus 1-2-3 data parsing if you prefer not to use AutoImport for file translation.

Installing AutoImport: If you have a hard disk, create a directory named AIMP (You could use other names if you prefer). Now place AutoImport disk 1 in drive A and type: A:INSTALL C:\AIMP and then ENTER. Follow any instructions appearing on the screen until installation is complete. To make AutoImport accessible from any directory, place C:\AIMP in your AUTOEXEC.BAT file's 'PATH' statement. See your MS-DOS instruction manual for information about this step.

If you are using a floppy-only system, copy the AutoImport disks and use only the copies in following steps. In a floppy-only system, AutoImport disk 1 should be in drive A when AutoImport is in use for file translation.

3. If you are using AutoImport (highly recommended) for translation of files to spreadsheet format, do the translation at this point. See the following section on using AutoImport for details.

4. Now you are ready to start your spreadsheet. If you are using a two floppy system, place the DISK/TREND disk in drive B and the spreadsheet system disk in drive A. If you are using a rigid disk system, place a copy of the spreadsheet system disk in floppy drive A if required by the security provisions of your spreadsheet program. Now start your spreadsheet as usual. After obtaining the blank spreadsheet image on the screen, use the appropriate file retrieval command to select a file. An example of a Lotus 1-2-3 command is:

/FR<filename>

The file names are in the format XTYT.WK1, where:

X= Type of data

F (Flexible disk drive data)

R (Rigid disk drive data)

O (Optical disk drive data)

A (Disk drive array data)

YY= Table number, as shown in the appropriate report volume

Examples:

File RT10.WK1 is Rigid Disk Drive Report Table 10

File FT2.WK1 is Flexible Disk Drive Report Table 2

File OT1.WK1 is Optical Disk Drive Report Table 1

File AT3.WK1 is Disk Drive Array Report Table 3

The file selected will be loaded as a worksheet. If this is the first time the file has been loaded, you may want to create your own formulas linking the cells of the spreadsheet. See your spreadsheet reference manual for details on numerical manipulations and graphics.

If you don't use AutoImport

If you don't use AutoImport but still want to translate ASCII files to your spreadsheet format, you will have to use spreadsheet tools such as the Lotus 1-2-3 Data Parse commands. They allow the user to convert a table which has been imported in the form of a block of text to a form in which the individual numbers and labels can be manipulated as spreadsheet elements or used to prepare graphics. Let's take Lotus 1-2-3 as an example. Before proceeding, it would be useful to read the Lotus reference manual on this subject if you are not a regular user of the Data Parse commands.

The trickiest and most time-consuming part of using the Data Parse commands is setting up the format line. Several utility files have been provided on the tables disk to make this process easier. These are used with various table formats encountered in the DISK/TREND Reports and correspond with the precomputed masks provided for use with AutoImport:

- o FORMLINA.PRN Used with Tables 1 and 2 and the Revenue and Unit Shipment tables found in the product group sections of all DISK/TREND reports.
- o FORMLINB.PRN Used with Tables 3 and 4.
- o FORMLINF.PRN Used with Tables 5 through 12.
- o FORMLIND.PRN Used with Application tables.
- o FORMLINE.PRN Used with Drive Height, Drive Capacity and Track Density tables in Flexible Disk Drive Report.

There are no FORMLIN format files for disk diameter tables or market share tables, as these are variable in format. You will have to construct the format line directly, but after you have seen how it is done for the other tables, this should not be too big a job.

After you have used spreadsheet tools to translate a file, you will understand why we recommend AutoImport for this function.

Using AutoImport

Using AutoImport is a two-step process. Step one is creation of a translation mask for each format used in files to be converted. The typical DISK/TREND Report uses 5 to 7 standard mask designs (which have been precomputed and included on your Statistical Tables disk) plus additional masks that are dependent upon table content, as some table types have variable numbers of columns. You will have to create your own masks for such tables, but this can be done easily as shown below.

Step two is the translation process. Once the mask has been created, it can be used with any table matching the mask format. See the tables below which relate table types to specific masks.

Mask File Name	MASK TABLE			
	Rigid Report	Flexible Report	Optical Report	Array Report
MASKA	<----- Table 1-----> <----- Product Group Revenue -----> <----- Product Group Shipment ----->		Tables 1,2	Table 1
MASKB	<----- Table 2 ----->		Tables 3,4	Table 2
MASKC	Tables 3,4,6,9, 10,11	Tables 3,4	Tables 5 to 12	Tables 3 to 7
MASKD	<-- All Product Group Application Tables ---->			N/A
MASKE	N/A	Drive Height, Track Density, Drive Capacity	Write-Once/ Erasable Analysis	N/A
MASKF	N/A	Applications Summary	N/A	N/A
MASKG	*	Product Group Market Share	*	*
MASKH	Tables 7,8	N/A	N/A	N/A
MASKI	Product Group Price/Megabyte	N/A	N/A	N/A

N/A = Not applicable to this report

* Variable format depending upon number of disk diameters in the product group.

TABLE NUMBER TO MASK CROSS-REFERENCE

Table Number	1993 Rigid Report	1993 Flexible Report	1993 Optical Report	1993 Array Report
1	MASKA	MASKA	MASKA	MASKA
2	MASKB	MASKB	MASKA	MASKB
3	MASKC	MASKC	MASKB	MASKC
4	MASKC	MASKC	MASKB	MASKC
5	MASKC	--	MASKC	MASKC
6	MASKC	--	MASKC	MASKC
7	MASKH	MASKF	MASKC	MASKC
8	MASKH	MASKA	MASKC	--
9	MASKC	MASKA	MASKC	--
10	MASKC	MASKE	MASKC	MASKA
11	MASKC	MASKD	MASKC	MASKA
12	--	MASKG	MASKC	--
13	--	MASKA	--	--
14	MASKA	MASKA	--	--
15	MASKA	MASKE	--	MASKA
16	--	MASKE	--	MASKA
17	--	MASKD	MASKA	--
18	MASKD	MASKG	MASKA	--
19	MASKI	MASKA	--	--
20	--	MASKA	--	MASKA
21	MASKA	--	MASKD	MASKA
22	MASKA	--	--	--
23	--	MASKE	MASKA	--
24	--	MASKE	MASKA	--
25	MASKD	MASKD	--	MASKA
26	MASKI	MASKG	--	MASKA
27	--	MASKA	--	--
28	MASKA	MASKA	--	--
29	MASKA	--	MASKE	--
30	--	--	MASKD	
31	--	MASKD	--	
32	MASKD	MASKG	MASKA	
33	MASKI		MASKA	
34	--		--	
35	MASKA		--	
36	MASKA		MASKD	
37	--		MASKA	
38	--		MASKA	
39	MASKD		MASKA	
40	MASKI		MASKA	
41	--		--	
42	MASKA		--	
43	MASKA		MASKE	
44	--		MASKA	
45	--		MASKA	
46	MASKD		--	
47	MASKI		--	

Cross reference (continued)

Table Number	1993 Rigid Report	1993 Flexible Report	1993 Optical Report	1993 Array Report
48	--		MASKE	
49	MASKA		MASKA	
50	MASKA		MASKA	
51	--		--	
52	--		--	
53	MASKD		MASKE	
54	MASKI			
55	--			
56	MASKA			
57	MASKA			
58	--			
59	--			
60	MASKD			
61	MASKI			
62	--			
63	MASKA			
64	MASKA			
65	--			
66	--			
67	MASKD			
68	MASKI			
69	--			
70	MASKA			
71	MASKA			
72	--			
73	--			
74	--			
75	MASKD			
76	MASKI			
77	--			

-- indicates that the format of this table is variable. Create a mask using AutoImport if a spreadsheet is needed.

Translation using precomputed masks

1. First, copy the files you wish to translate to the AIMP directory from DISK/TREND ON DISK floppy disk. Go to the AIMP directory, insert the floppy disk in drive A and type the following commands:

```
COPY A:?\T*.*
COPY A:*.MSK
```

These commands copy the data files and mask files you need.

If you are using a two floppy disk system, copy the files you want to translate to a second floppy disk along with the mask files. Make sure that no more than half of the floppy disk is filled, because you will need space for the converted files.

2. Now start AutoImport. When the opening screen appears, select the "TRANSLATE" menu item using the arrow keys or just type "T". (The AutoImport menu system works just like the menus in Lotus 1-2-3.)
3. When the next screen appears, enter the name of the mask to use on the top line where the highlighted space is. If a standard mask is being used, see the mask table above to choose the mask file name to enter. If you used a mask previously, the system defaults to the last mask named. Press "ENTER".
4. Select the output file name. Type /OFT (Output:File:Type-in)

Enter the name of the file. The file name form recommended is ?Tnn, where ? is the type of report (R, F, or O), T is just that, and nn is the DISK/TREND Report table number matching the file being translated. You should not enter the file name extension as the system adds it automatically for you. Press "ENTER".

Examples: RT4 FT12 OT14 AT11

5. Enter the input file name using the same file naming convention as above. Type /IT (Input:Type-in)

Enter the name of the file, including the extension, which will be of the form yy? where yy is the year of the report and ? is the report type as above.

Examples: RT4.93R FT12.93F OT14.93O AT3.93A

6. The default spreadsheet type to which the translation is made is Lotus 1-2-3 version 2.x. If you wish to translate to a different spreadsheet format you may choose it by typing /TS (Task:Spreadsheet) and then selecting your preference from the menu of choices displayed.

7. You are ready to translate. Type "G" for "GO" or select "GO" using the arrow keys. You will see the file being translated scroll by as the translation proceeds.
8. If you want to do more translations, repeat from step 3.
9. When you are done translating, leave AutoImport by typing /Q (Quit) to return to the AutoImport main menu and then /E (Exit) to leave AutoImport and return to DOS. It will save you some keystrokes if you copy your new spreadsheet files to your spreadsheet directory. If you are using a two floppy system, just remove the AutoImport disk from drive A and substitute your spreadsheet disk.

Mask Generation

1. Start AutoImport as above. When the opening screen appears, select "Mask" using the arrow keys or type "M".
2. Name the file you will use as the template to create the mask. The file name will be of the form ?Tnn.yy?, where ? is the type of report (R, F, or O), nn is the table number and yy is the report year.

Example: FT10.93F

To name the file, type /FIT (File:Input:Type-in). When the highlighted blank space appears, fill it in with the file name and press 'Enter'. The contents of the file will now appear on the screen.

3. Next define the header lines. These are lines that are translated to the spreadsheet as a single cell of text. Place the cursor at the top of the header area, normally at the left top of the report table. Now type /LH (Line:Header). Using the down arrow key, expand the highlighted area until it extends to just above the first row of numerical data. Press 'Enter'. If there are any footnotes at the bottom, the lines in which they appear can be treated the same way by locating the header at the left margin of the first footnote line, typing /LH, extending the highlight area over the note and pressing 'Enter'.
4. Next, locate the longest left margin label (excluding the header lines) in the table. Position the cursor so that it is at the left margin of the line containing the longest label. Type /AY (Auto:Yes). This step actually creates the mask. Check to be sure all figures have been delineated properly. If not, see below.

In a few cases, the automatic feature may be confused by a table layout and all values will not be picked for conversion. In these unusual cases, you may be able to get the overlooked values included by repeating this step on another line.

Another unusual case can occur in which the right-hand part of a label is somehow included in a value occurring in the next column to the right. Deal with this rare case as follows:

- o Place cursor in left margin of offending line. Type /CW to adjust width and then use arrow keys to move right column margin clear of the column of values.
- o Set cursor on last position of column to the right of the left margin labels. Type /DCO to delete this one column from the mask.
- o Now place the cursor in the first space to the right of the left margin

label column. Type /C and then adjust the column width to encompass all places in the values column you have been working with. This will restore the mask column, also.

5. Save the mask in a mask file. Type /FMS (File:Mask:Save). Fill in the name of the mask file.

Example: FT10MSK

6. Save the output file. Type /FOT (File:Output:Type-in). Now enter the file name.

Example: FT10. You don't need to enter the file extender.

7. To make more masks, repeat from step 2. To quit the mask function, type /Q (quit). This returns you to the AutoImport main menu. To leave AutoImport, type /E.

Other AutoImport Functions

AutoImport can do much more than the functions described above, which are those concerned with a basic understanding of how to create spreadsheets from DISK/TREND ON DISK files. See the separate AutoImport manual provided for details of these other functions.

SPECIFICATION TABLES

Loading

1. Place the floppy disk marked "Specifications" in a floppy disk drive able to read your size disks. This is usually drive A, but if you are using a dual floppy only system, use drive B and put the spreadsheet system disk in drive A. Use the DOS "DIR" command to examine the file directory on the "Tables" disk. If there are any special instructions, they will be in a file named READ.ME. To see these instructions, at the DOS prompt type:

TYPE A:READ.ME (Use the appropriate drive letter if not A)

If you wish to print the instructions, turn on your printer and type:

TYPE A:READ.ME>PRN

2. Do this step if you have a hard disk. Log into the hard disk directory in which your spreadsheet normally stores worksheet files. Using the DOS "COPY" command, copy all the specification table files to the hard disk. This can be done in one step using the copy command as follows:

COPY A:?S*.*

3. Now you are ready to start Lotus 1-2-3 or other spreadsheet. If you are using a two floppy system, place the DISK/TREND disk in drive B and the Lotus spreadsheet system disk in drive A. If you are using a rigid disk system, place the spreadsheet system disk in floppy drive A. If your spreadsheet is not Lotus 1-2-3, you will have to translate the data from Lotus 1-2-3 to your format. Almost all spreadsheet packages of recent vintage are able to do this translation. After translation, if needed, start your spreadsheet as usual. After obtaining the blank spreadsheet image on the screen, use the spreadsheet File Retrieve command to select a file. The equivalent Lotus 1-2-3 command is:

/FR<filename>

The file names are in the format XSYZZ.WK1 or XSYZZ.WKS, depending upon which version of Lotus 1-2-3 you are using. X,Y, and Z are:

X= F (Flexible disk drive data)
O (Optical disk drive data)
R (Rigid disk drive data)
A (Disk drive array data)

Y= Table number. Usually, there is only one table, but if the specification file is so large as to need multiple disks to hold it, there may be several.

ZZ= Year of report.

Example: FS193 Flexible disk specification table

Note that the specification tables load directly as a data base. You can use the data base functions of Lotus 1-2-3 to sort, count or otherwise manipulate the data for purposes of special analysis. Other spreadsheets may have similar capabilities.

Using the specification data base

Introduction: If you have not used the Lotus 1-2-3 /DATA QUERY commands, it will be helpful for you to review the sections of the Lotus 1-2-3 reference manual that pertain to their use before proceeding further.

The specification data base fits into a worksheet format of 25 to 30 columns, depending upon whether rigid, optical or floppy drives are involved, and a row count of up to 500 rows. Each row represents a specific record, and is equivalent to a single column in the Specifications section of the DISK/TREND report. Each column represents a specific specification parameter, and is equivalent to one row of the DISK/TREND report.

The data base has been set up for data extraction using Lotus 1-2-3 commands. The Input, Output and Criterion ranges have been predefined, but you, the user, will have to decide how you want the extracted data manipulated and place the appropriate Lotus functions, such as @COUNT, in the appropriate cells. Some rows between the bottom of the input range and the top of the output range have been left empty so that you can do this easily. When the data base is first loaded, you will see the top of the input range, showing the first column (manufacturer name) for the first several manufacturers. Use the arrow keys to find other manufacturers or specific product specifications. If you are not using Lotus 1-2-3, use the equivalent procedure for your spreadsheet.

Operating tips

Expanding the input or output ranges: The predefined output range is of a nominal size, and a search with broad parameters may result in overflowing the output range. In such a case, merely extend the output range (add more rows) using the Lotus 1-2-3 /DQEO command. Similarly, it is possible to extend the input range to add more products, but be sure you move the output range so that there is no overlap.

Memory overflow: If you should receive a memory overflow message while manipulating the specification data, it is usually because:

- o There are other "pop-up" programs resident in the memory of your computer. These should be removed.
- o You have selected too large an output range. Use a smaller output range or delete some of the columns that contain data not relevant to your analysis. If you delete data, be sure that if you save your spreadsheet you use a different file name, otherwise you will overwrite the original file with the modified spreadsheet.
- o If you receive a memory overflow message while loading the data base, the data base is too large for your computer's available memory. You probably will have to remove other resident programs and reload Lotus 1-2-3 and the data base. If your computer doesn't have 640K memory, you will probably get this message.

Saving time

The specification data base is large and takes significant time to recompute or perform other operations. If you are interested in drives that belong to only a few product groups, it will probably save you time in the long run if you extract only those groups you are interested in into a new worksheet and use that for the analysis. Use spreadsheet FILE EXTRACT and FILE COMBINE commands for this purpose.

Another way to save time is to use the SORT capabilities of your spreadsheet to organize the data the way you find it most useful. The most commonly done sorts are by manufacturer name and by DISK/TREND product group, but it would also be possible to sort by average seek time, price, and so on.

Make sure that when you save a worksheet using the FILE SAVE command that you save it in a new file name. If you save it in the file name from which it was loaded, the original copy will be overwritten. If a file is overwritten unintentionally, it can take a long time to recreate.

If you are interested in only a subset of product groups, use the FILE EXTRACT and FILE COMBINE commands to move these records to another file and then use the second file for analysis. The smaller file will take less time to process.

Technical support

Just about all of your questions regarding the use of DISK/TREND ON DISK should be answered in this manual or in the Lotus 1-2-3 reference manual. However, if you need to contact us to resolve any points of confusion, report errors, or otherwise receive comfort:

Call us at: **415-961-6209**

Ask for Technical Support for DISK/TREND ON DISK

In order to make this process efficient, when you call--

1. Tell us what is on the diskette label.
2. Have your computer up and displaying the data or operation that is the subject of your call.
3. Have this manual and the Lotus 1-2-3 reference manual handy.

If you have questions about AutoImport as it is used with DISK/TREND ON DISK, contact DISK/TREND at the number above. Questions about other functions of AutoImport should be referred to White Crane Systems.

Apple Macintosh compatibility: While DISK/TREND ON DISK has been prepared for use on IBM PC compatible computers, users have reported that they are able to translate files into Macintosh format using Apple Computer software. The specific software reported used is Apple File Exchange.

Special data

The specification data base contains one category of information not present in the hard copy report. This is the country code field, representing the continental region in which the headquarters of the drive producer is located. A key is located at the top of the adjacent column to the right.

In order to make it easier to do sorting or extraction analysis on the data, the contents of certain fields have been modified and are not exactly the same as in the printed report tables. The affected fields have been converted to purely numeric fields as described below. Where multiple values existed, the value representing the highest level of performance or capability has been retained.

Comments and asterisks in the affected fields have been eliminated. A '0' means that no data was available. Asterisks are retained in the comment field so that you will have an indication that one or more characteristics of the drive was referenced to a comment. Check the printed report table for details.

The affected fields are:

Group:	Numeric conversion: Now you can extract a range of groups.
TPI	A single numeric value, 0 if data not available. If a drive has several configurations, the highest TPI is used.
RPM	Numeric conversion: You can now extract a range of values.
Track to track positioning time	Will be a single numeric value, 0 if data not available. If a disk drive model is specified as having more than one positioning time, the shortest will be used. Settling time is always included.

A country code field has been added in the last column of the data base.

The code explanation is:	1 = U.S. manufacturer
	2 = Asian manufacturer
	3 = European manufacturer
	4 = South American or other manufacturer

Codes are based upon the location of the manufacturer's headquarters. First ship date has been modified so that the last two characters will always represent the year of shipment. An entry of ??89 in the criterion field for the First Ship Date column will cause all drives first shipped in 1989 to be extracted.